




ERGONOMIC
FLEXIBLE
EXPANDABLE



THE BETTER WORKSTATION



COMPLETE OVERVIEW 2022/23



Configure your own custom table.
www.ergo-line.de | www.ergo-line.ch

3D online configurator – for the optimal workstation

Your ergonomic and process-optimised workbench is just a few clicks away

Thanks to the 3D product configurator, ERGO-line customers can quickly and easily design their own custom work tables. The configurator includes all table models, in all shape, size and material variants. Test the configurator and send us a quotation request.

YOUR ADVANTAGES:

- Configuration according to your individual preferences
- Direct quote request via the configurator
- Innovative and intuitive system
- Detailed product understanding
- Realistic visualisation

About us

from page 4

Core competencies	6	Ergonomics	12	Applications	20
Service	8	ESD protection	16		

Table frames

from page 24

Overview	24	ERGO-Vario Plus	40	ERGO-Budget	46
ERGO-Basic	28	ERGO-Flex	42	ERGO-Mont	48
ERGO-Vario	38	ERGO-Forte	44		

Worktops

from page 50

Worktops	50
Shelves	53

Add-on units & accessories

from page 56

Drawers	56	EDP	66	Floor mats	80
Add-on units	58	Holders and containers	69	Light	82
Shelves	60	Mail sorting system	72	Lifting element/Power	86
Swivel arms	64	Chairs	76	ESD	88

Feed/material supply

from page 90

Free-standing add-on units

from page 98

Free-standing add-on units	98	Hook system for perforated panel	102
Free-standing add-on units – perforated panel	100		

Trolleys

from page 108

Cutting tools

from page 112



ERGO-line: workstations with a system

As a successful family business, Kern Studer AG focuses on consistency and innovation. Our values are part of our corporate culture and have a direct influence over the product and service offering provided by Kern Studer AG. The ERGO-line brand initially arose as a result of own employees' need to optimise manual and physically demanding processes.

What we mean by a modern work system: optimal ergonomics, flexibility, and functionality – while adhering to strict quality requirements. Decades of experience in production and optimised workstation design have gone into ERGO-line workstation systems. The in-house testing of our products and our close relationships with our customers allow us to optimally address specific needs and set new standards on all levels.

Get to know us and our products – we will be happy to advise you.

About us

Based on the concept of optimising manual processes, not only digitally but also physically, ERGO-line was born as a new product branch of Kern Studer AG. Today, a team of several people works under the ERGO-line brand with the goal of offering customers innovative and flexible workstation systems.



**Our products
comply with
IEC 61340-5-1**

HERE'S WHAT WE STAND FOR AS A TEAM:

- Quality
- Enthusiasm
- Engagement
- Competence
- Reliability

Satisfied customers are our best recommendation

Our customers are at the centre of all that we do. An important part of our business philosophy is to build long-term and reliable partnerships. The satisfaction of our clientele is particularly important to us, and ensures the success of our company.

Our clients are of the opinion that ERGO-line products are positioned at just the right price point. See for yourself – take a look at the customer testimonials regarding our workstation systems.



What our customers say about us:



We implemented the ERGO-line workstation solution for our Autostore facility. We are very satisfied with how the project turned out. We were able to optimise processes and create a good environment for employees, with optimal workstation design. We can recommend ERGO-line without hesitation.

Dieter Egloff, Head of Logistics & Purchasing, Peterhans AG

The on-site consultation, including high-quality visualisation, was very professional. The assembly has worked reliably and efficiently. We are fully satisfied with the services provided by ERGO-line. We were very pleased to work with such a reliable and competent partner.

Oliver Gerritson, Head of Operations, Connect Com AG

Thanks to the diverse and extensive range of products, we were able to design our work tables in the incoming and outgoing goods areas at our new automated picking warehouse according to our own design ideas. The communication and consultation was to our complete satisfaction. We were very pleased to be cooperating with such a competent and reliable partner in ERGO-line.

Jens Pfister, Outgoing Area Warehouse Supervisor, Europe Chemi-Con GmbH

TESTIMONIALS



OUR EXPERIENCE

Based on numerous national and international projects, we have been able to build up a unique wealth of knowledge, with core competencies around the topic of workstation systems. Here is what we offer our customers:

- A combination of experience and enthusiasm for further development
- Practice-oriented and thoroughly tested product range
- Personal advice and support from employees with many years of experience



STANDARD PRODUCT RANGE

ERGO-line offers a comprehensive standard product range, in its cost-effective modular system. All products are compatible and have a uniform appearance. With over 100 additional components, your workstation remains expandable and customisable at all times.

- Complete system with over 100 additional components
- Expandable or customisable at any time
- Short delivery times

Surfaces

- Standard colours:
RAL 9006 white aluminium combined
with RAL 7016 anthracite grey
- Special colours on request.

IN-HOUSE MANUFACTURING

Thanks to its own in-house development and production, ERGO-line produces workstations that boast the highest quality standards throughout Europe. In this process, our product range is constantly being developed and expanded according to the latest trends.

Benefit from our expertise as a manufacturer and let our long-standing employees advise you.

- In-house development and manufacturing
- Consistent system construction
- Directly from the manufacturer



Your advantages at a glance

SPECIAL CUSTOM DESIGNS

As a manufacturer, ERGO-line specialises in unique, custom-made products. Customised workstation systems, tailored to your process, are our strength.

Using our local production facilities, we quickly and reliably manufacture custom solutions, even in small quantities.

- Tailor-made custom solutions
- Even in small quantities
- In close cooperation with our customers




1

CONSULTING

Would you like some expert advice? We accompany you from the initial idea, through to the planning and execution. Our many years of experience, together with our comprehensive expertise, are at your disposal.

Our service – competent advice, including on site

- Personal customer service
- Showroom with application examples
- Consulting in the fields of process optimisation, ergonomics, and ESD protection



In the beginning there is always an idea...

Workstations must be optimally tailored to and aligned with the task process. Workstation systems in a wide variety of designs can be tailored to your operation. Let us inspire you in our showroom and convince you of the quality of our products.





pCon
PLANNER

From consulting to planning...

To implement your project successfully and economically, systematic planning is essential. You will receive competent support from the ERGO-line team.

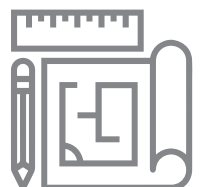
In the form of an overall concept, we will draw up a detailed offer for you, with realistic 3D visualisations and a corresponding implementation proposal.

2

PLANNING

- Creation of an overall concept
- Detailed offer creation
- Realistic 3D visualisations


[Go to 3D view](#)



3

EXECUTION

- Fast order processing and delivery times
- Preparation of sample tables for large projects
- Pre-assembled tables for easy and quick self-assembly
- Assembly by our own trained fitters



From planning to realisation...

When it comes to the realisation of your project, we impress with quick order processing and short delivery times. All our table frames are pre-assembled and can be quickly and easily self-assembled. For large projects, a sample table will be produced for you. This allows you to test your workstation and make final adjustments as needed. Of course, we also offer an installation service, provided by our own trained installation team.





From realisation to partnership...

We value long-term partnerships that are built on trust. Business cooperation and partnership relations promote the growth of both parties. We also remain available following successful project execution. We will be happy to provide support at any time, in the form of the uncomplicated and rapid redesign or adaptation of your workstations.

What's more, we offer a wide range of replacement/supplementary products which we keep in stock.

4

LONG-STANDING PARTNERSHIP

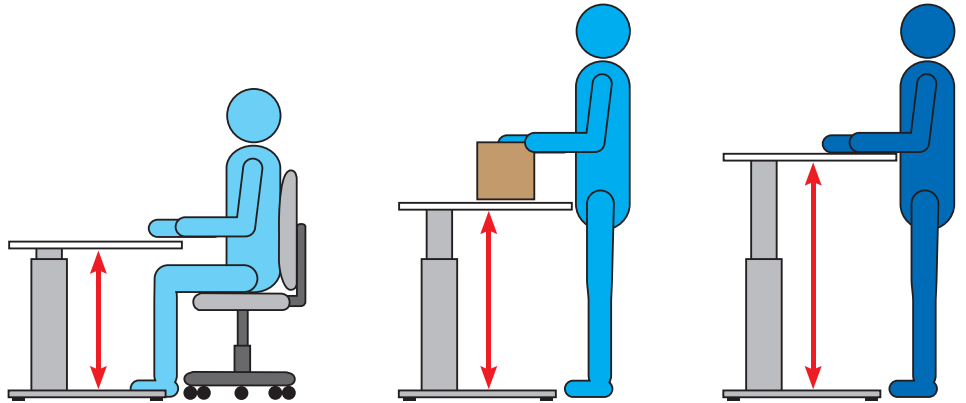
- There to support you, even after successful project execution
- Spare/supplementary products in stock
- Uncomplicated redesign of the workstation, thanks to our modular system



Choosing the right table frame forms the basis for ensuring perfect ergonomics in the workplace. ERGO-line offers all its table frames with three types of infinite height adjustment for fatigue-free working. What type of height adjustment you opt for depends on your requirements and work processes.

Height adjustment via:

- Clamping screws
- Hand crank
- Electric with memory function



Ergonomics pays off

Good employees are valuable – in light of this, designing the optimum workplace makes twice as much sense. An ergonomically designed and equipped table combined with well thought-out work organisation forms the basis for a modern packing or assembly workstation.

This not only enhances the satisfaction and health of the workforce; it also increases productivity!

Height adjustment

Whether you opt for infinite adjustment via clamping screws, hand crank or electric motor depends on the requirements and processes concerned. Standing/sitting workstations, shift work operations, as well as the size and weight of the parts demand flexible working heights.

All tables are equipped with levelling feet to guarantee optimum alignment.





Everything in view

The optimum handling area is divided into the following zones:

1. **The work centre:** Both hands working in the direct field of vision.
2. **Extended work centre:** Both hands reach all points of this zone.
3. **One hand zone:** Parts and tools can easily be grasped with one hand.
4. **Extended one hand zone:** Furthest zone still reachable, e.g. parts in bins/containers.

Advantages

- ✓ Enhanced performance and efficiency
- ✓ Reduction of error rate
- ✓ Increased motivation and satisfaction
- ✓ Fewer health complaints
- ✓ Less staff absenteeism



Workstation floor mats/work chairs

Stress and strain in the workplace is greater than we think. To prevent premature leg fatigue, joint pains, cold feet or spinal problems, the workstation floor mats are precisely the right addition.

«Ergonomics means not only purchasing components but, rather, also matching and coordinating them!»

Ask us now


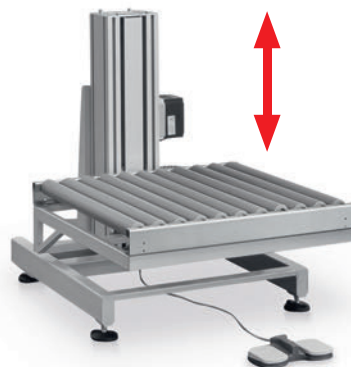
Tilting shelves

Simple shelves and shelves with screwed brackets are clipped into the perforated profiles and are easily height adjustable. The access height and tilting angle of the shelves guarantee optimum, fatigue-free access at all times.



Lifting element

The lifting element is the perfect add-on for the packing table. Particularly suitable for large packages – where it is hard work for the packaged goods to be packed into the box from above. This is energy-sapping over the longer term and is not ergonomic. With the lifting element, you can lower the packing level to a convenient height in seconds and, as soon as the package has been completed, it is raised up and the packing process is finished.





[Go to 3D view](#)



ESD workstations: protection at the highest level

In the electronics industry in particular, it is of vital importance that electrostatic charges are kept away from electronics workstations. Careful and comprehensive planning is extremely important, both for ESD protection zones for individual workstations and for ESD protected areas (EPA). Here, it is essential that you adhere strictly to measures aiming to provide comprehensive protection against ESD during the transport, production and storage of electronic components.

Essentially, all objects such as the furniture, but also the personnel within the protection zone (EPA), should be conductive and earthed accordingly.

All products offered by ERGO-line meet the requirements of IEC 61340-5-1, the European ESD standard.

ESD protection

ESD protection with ERGO-line

Although ESD usually looks harmless, it can cause damage to electronic components and assemblies, with serious consequences. With a well-planned ESD workstation, you reduce risks and costs. ESD protection can promote a positive corporate image, while protecting against financial loss. Often, damage caused by ESD is only noticed by the customer.

All objects must have regular contact with the earth. This is realised by the employee, who discharges the charges into the ground by means of touching or direct contact. Prevent ESD damage so as to avoid high scrap, quality, and repair costs.



All table frames, accessories, and transport trolleys are powder-coated in dissipative paint, according to IEC 61340-5-1.

ELEMENTS OF AN ESD WORKSTATION

- **ESD equipment:** tables, chairs, worktops, personal earthing, measurement equipment, tools, markings, flooring, packaging, transportation and storage
- **ESD clothing:** shoes, gloves, wristbands and other accessories
- **ESD conduct:** training and rules for employees
- **ESD tools:** pliers, screwdrivers, tweezers
- **ESD cleaning:** cleanliness is important, as dust and dirt isolate charges

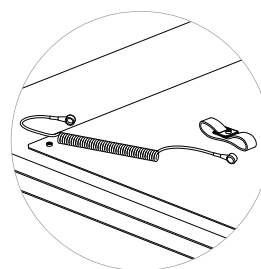
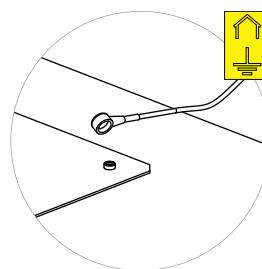
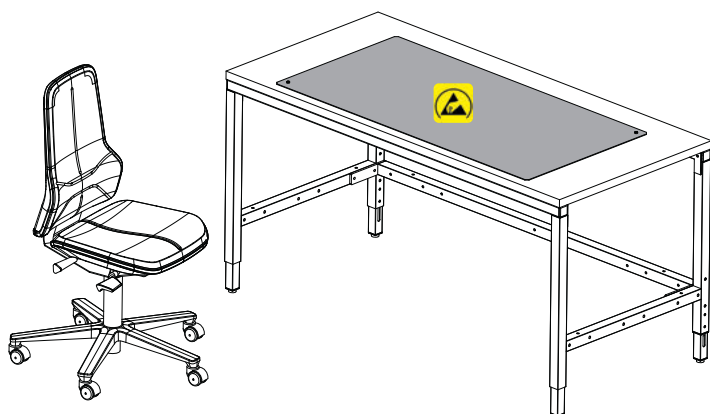
ESD protection made easy:



- | | | |
|------------------|-------------------|-------------------------|
| 1 Earthing | 4 Earthing point | 7 ESD transport trolley |
| 2 ESD flooring | 5 ESD drawer unit | 8 ESD container |
| 3 ESD work table | 6 ESD chair | 9 EPA sign |

ESD protection zone planning

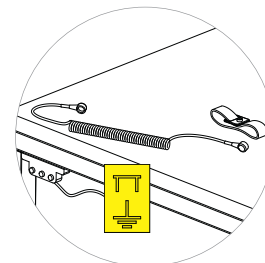
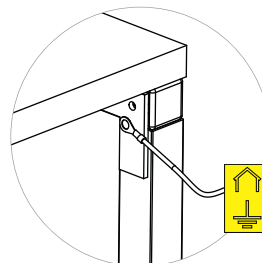
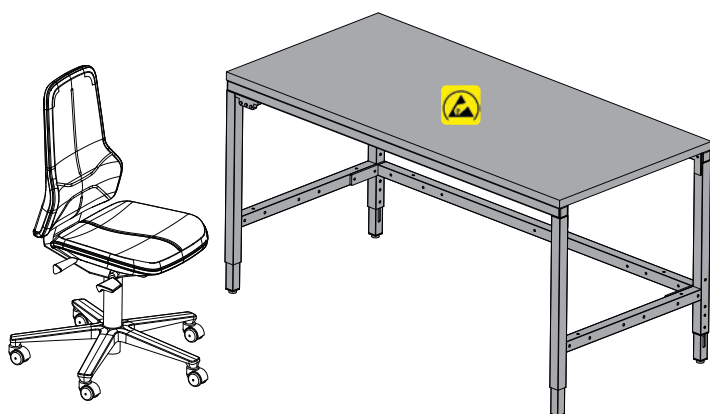
There are various options when planning your ESD protection zone, the so-called EPA (Electrostatic Protected Area). ERGO-line offers the necessary components, dividing the ESD protection zones into the following variants:



Variant 1 – ESD work mat

The ESD work mat on the non-conductive table. The ESD wrist strap is connected to the work mat, and this is earthed.

- ESD accessories page 89



Variant 2 – ESD workstation

The table frame, which is powder-coated with conductive properties as standard for ERGO-line, is equipped with an ESD worktop. The ESD wrist strap is connected to the ESD earthing module and the table frame is earthed.

- ESD worktops page 50
- ESD accessories page 89

PRINCIPLES OF ESD PROTECTION:

- Assume that all components are ESD sensitive
- Only touch electronic components within the ESD protection zone (EPA)
- Only store and transport ESD-sensitive components in ESD protective containers
- Regular inspection of the ESD protection system

Symbol explanation

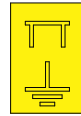
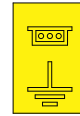


Table earthing



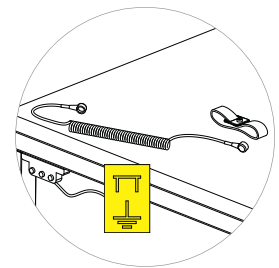
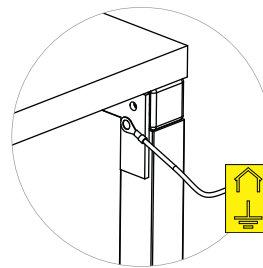
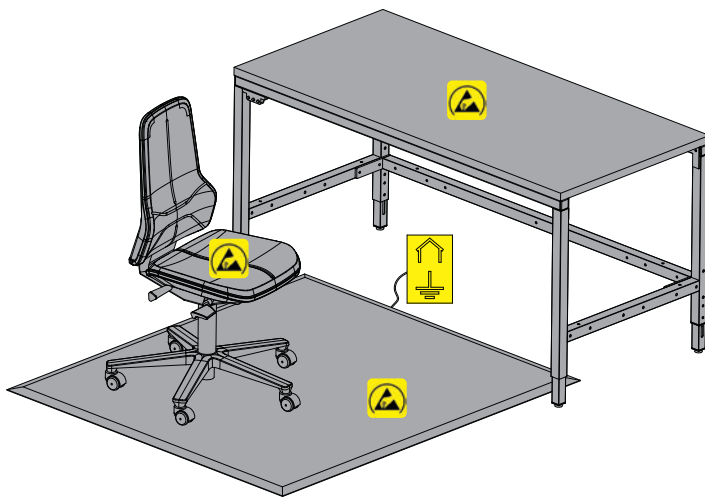
Earthing module



Building earthing



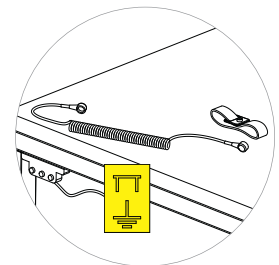
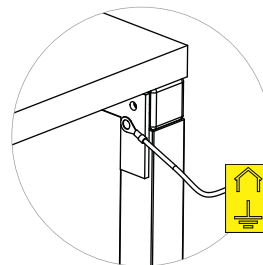
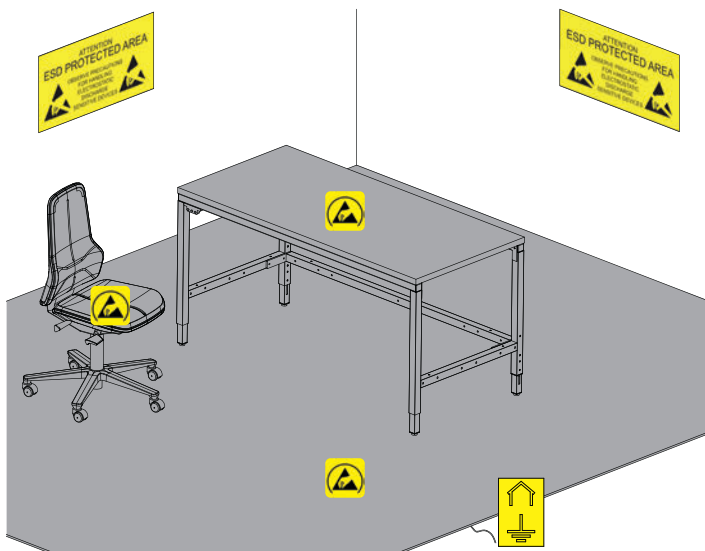
ESD protected



Variant 3 – ESD island solution

ESD workstation as variant 2, also available with ESD floor mat, which is earthed, and the ESD work chair with ESD castors.

- ESD worktops page 50
- ESD accessories page 89
- Work chairs page 76
- Floor mats page 80



Variant 4 – Complete ESD protection zone (EPA)

The complete ESD protection zone provides optimum protection. This is recommended if you have multiple workstations.

- ESD worktops page 50
- ESD accessories page 89
- Work chairs page 76
- Floor mats page 80

ERGO-line, for the entire production process

Whether manufacturing, goods flow or dispatch processing, ERGO-line workstation systems cover the entire industrial distribution chain (supply chain).

Our staff will advise you at various stages during the production process and will develop proposals tailored to your business.



GOODS RECEIVING &
GOODS CONTROL

- Universal tables
- IT stations
- Tables for printers
- Mail sorting tables




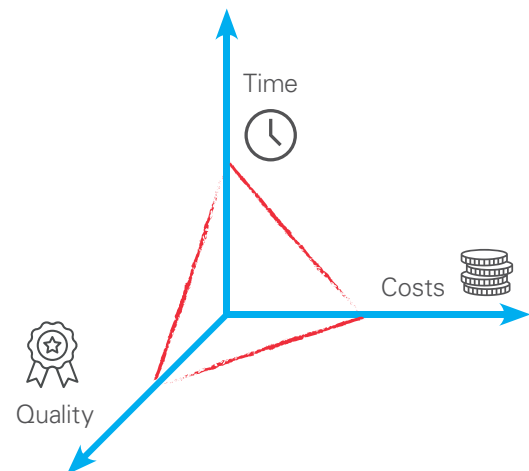
MANUFACTURING & ASSEMBLY

- Individual workstations
- ESD workstations
- Electronics workstations
- Measuring and testing workstations
- Workbenches

Optimisation of the production process with ERGO-line workstation systems

Time, cost, and quality are three important pillars in production. Modern manufacturing operations address the classic requirement to provide customers with the products they need as quickly and as inexpensively as possible, at the best possible quality.

Taking these three factors into account, ERGO-line works closely alongside you to design the optimally equipped workstation for your business.



GOODS FLOW & MATERIAL SUPPLY

- Interlinked workstations
- Mobile workstations
- FIFO storage racks
- Free-standing superstructure with perforated metal plates
- Roller conveyors
- Transport trolleys
- Box and magazine trolleys
- Picking and storage carts



SHIPPING PROCESSING

- Simple packing tables
- Modular packing tables
- Packing tables with integrated filling systems
- Cutters
- Roller tables





Matrix – How do I choose the right table?

24



Step 1: Choose the right table frame.

Step 2: Choose the worktop.

These can be found on p. 50/51.

Configuration of your table

The choice of the right table is defined by the activities performed at the workstation.

E.g. standing/sitting workstation for precision assembly, heavy table frame in the workshop or simply a convenient table frame with a fixed height as a combined office space and test station.

ERGO-Basic

p. 28/29



- ✓ The all-rounder
- ✓ Bearing capacity 350 kg – distributed load
- ✓ Height adjustable 720 – 1020 mm
- ✓ Interlinking of tables possible

ERGO-Vario

p. 38/39




- ✓ Economical assembly table
- ✓ Bearing capacity 350 kg – distributed load
- ✓ Height adjustable 720 – 1020 mm
- ✓ For light assembly work

ERGO-Vario Plus

p. 40/41



- ✓ Standing/sitting workstation
- ✓ Bearing capacity 350 kg – distributed load
- ✓ Height adjustable 720 – 1020 mm
- ✓ Very stable



Step 3: Choose your add-on units and accessories.
Perforated sections p. 58/59; Light: p. 82; etc.


Your ideal configuration

	ERGO-Basic	ERGO-Vario	ERGO-Vario Plus	ERGO-Flex	ERGO-Forte	ERGO-Budget
Pre-configured packing table						■
Customised packing table	■		□	□	■	
Packing table heavy	□				■	□
Individual workstation	□	■	■	■	□	
Standing/sitting workstation	□	□	■	■	□	
Interlinked workstations	■					
Antistatic ESD workstations	■	■	■	■	■	
Movable tables	■		□	□	■	
Special dimensions	■					

■ = optimum □ = technically feasible

ERGO-Flex

p. 42/43



- ✓ The universal one
- ✓ Bearing capacity 300 kg – distributed load
- ✓ Height adjustable 720 – 1020 mm
- ✓ For light add-on units

ERGO-Forte

p. 44/45



- ✓ The strong one
- ✓ Bearing capacity 350 kg – distributed load
- ✓ Height adjustable 720 – 1020 mm
- ✓ Ideal for heavy loads

ERGO-Budget

p. 46/47



- ✓ Economical packing table
- ✓ Bearing capacity 200 kg – distributed load
- ✓ Fixed configuration



1 Basic frame	28	7 Perforated profile section 1450 mm	59	13 Foot switch with up/down function	86
2 Worktops	50	8 Perforated profile section 1780 mm	59	14 Carton divider shelf	62
3 Perforated panel, optional	34	9 Printer shelf	35	15 Shelf	63
4 Cross-connector for securing the add-on units	33	10 Mobile waste containers	71	16 Holder for weighing scales display	68
5 Movable drawer unit	57	11 Carton divider shelf, movable	62	17 Keyboard pull-out shelf	66
6 Seitliche Ablage	35	12 Lifting element electric	86	18 Pull-out shelf 100% extendable	66



19	Suspension rail	69	25	Cantilever arm	59	31	Open storage boxes	71
20	Perforated panel	69	26	Aluminium profile rail	59	32	Euro containers	71
21	Bottle holder	70	27	File support	61/63			
22	Suspension rail for electrical components	87	28	Shelf with screwed bracket	63			
23	Socket strip	87	29	Back board	63			
24	Workstation light	82	30	ESD accessories	89			



The basic frame of the ERGO-Basic is the perfect combination of 40 x 40 mm tubular steel and 40 x 40 mm aluminium profiles. High-quality powder coating in RAL 9006 white aluminium. Steel for stability and aluminium for flexibility.

ERGO-Basic, basic frame



ERGO-Basic, basic frame
surface load 350 kg

Dim. (wxd)	fixed height 720 mm	fixed height 850 mm	height adjustable 720 – 1020 mm
600 x 600 mm	00.0606.11	00.0606.21	00.0606.31
600 x 750 mm	00.0675.11	00.0675.21	00.0675.31
600 x 900 mm	00.0609.11	00.0609.21	00.0609.31
900 x 600 mm	00.0906.11	00.0906.21	00.0906.31
900 x 750 mm	00.0975.11	00.0975.21	00.0975.31
900 x 900 mm	00.0909.11	00.0909.21	00.0909.31
1250 x 600 mm	00.1206.11	00.1206.21	00.1206.31
1250 x 750 mm	00.1275.11	00.1275.21	00.1275.31
1250 x 900 mm	00.1209.11	00.1209.21	00.1209.31
1600 x 600 mm	00.1606.11	00.1606.21	00.1606.31
1600 x 750 mm	00.1675.11	00.1675.21	00.1675.31
1600 x 900 mm	00.1609.11	00.1609.21	00.1609.31
2000 x 600 mm	00.2006.11	00.2006.21	00.2006.31
2000 x 750 mm	00.2075.11	00.2075.21	00.2075.31
2000 x 900 mm	00.2009.11	00.2009.21	00.2009.31

ERGO-Basic, extension frame



ERGO-Basic, extension frame
surface load 250 kg

Dim. (wxd)	fixed height 720 mm	height adjustable 720 – 1020 mm
600 x 600 mm	01.0606.11	01.0606.31
600 x 750 mm	01.0675.11	01.0675.31
600 x 900 mm	01.0609.11	01.0609.31
900 x 600 mm	01.0906.11	01.0906.31
900 x 750 mm	01.0975.11	01.0975.31
900 x 900 mm	01.0909.11	01.0909.31
1250 x 600 mm	01.1206.11	01.1206.31
1250 x 750 mm	01.1275.11	01.1275.31
1250 x 900 mm	01.1209.11	01.1209.31
1600 x 600 mm	01.1606.11	01.1606.31
1600 x 750 mm	01.1675.11	01.1675.31
1600 x 900 mm	01.1609.11	01.1609.31
2000 x 600 mm	01.2006.11	01.2006.31
2000 x 750 mm	01.2075.11	01.2075.31
2000 x 900 mm	01.2009.11	01.2009.31

Cross connectors can be found on p. 33.

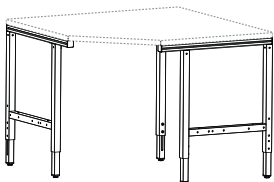
Worktops can be found on p. 50/51.

The ERGO-Basic system is very versatile and can also be optimally adapted to the various application possibilities using the different product variations.

Example: The fixed height of 720 mm corresponds to the height of an office desk, while the fixed height of 850 mm is a good height for the standing packing table. If you want to stay flexible and set up individual workstations at different heights, we recommend the height adjustable model with clamping screws from 720 – 1020 mm.

ERGO-Basic

ERGO-Basic, corner frame



ERGO-Basic, corner frame
surface load 150 kg

Dim. (wxd)	fixed height 720 mm	height adjustable 720 – 1020 mm
1175 x 1175 mm (for the extension frame d = 750 mm)	Art. no. 00.1111.11	Art. no. 00.1111.31
1325 x 1325 mm (for the extension frame d = 900 mm)	Art. no. 00.1313.11	Art. no. 00.1313.31

Corner worktops can be found on p. 52.

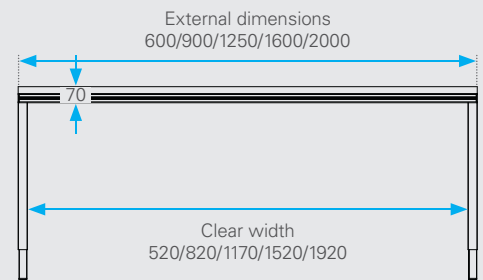
NOTE

Optimum stability due to the 4 foot system

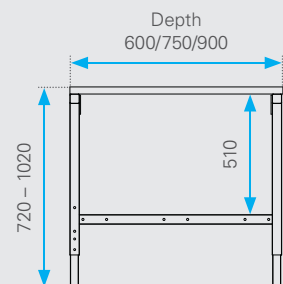
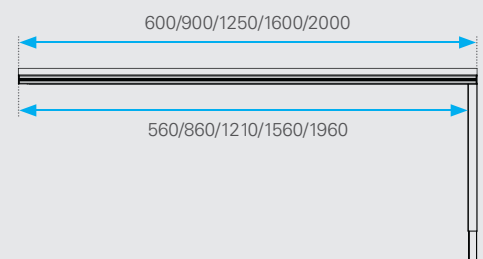
The considerable loads caused by the add-on units for the cardboard packaging, screen and printer are best supported on a 4 foot system. In this way, we guarantee you a strong and robust workstation.

Dimensions (mm):

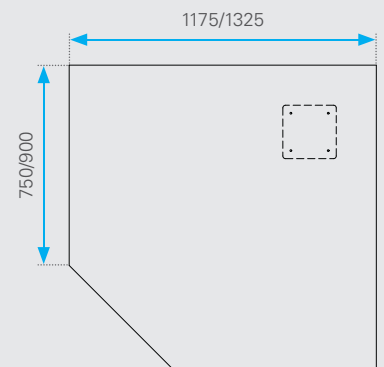
Basic frame: Including 30 mm thick worktop



Extension frame:



Corner frame:



Joining basic and extension frames together has the advantage of being more economical than only working with basic frames. However, if you want to change something at a later date, you are tied to the fixed units.

Table combinations = economical

Individual tables = flexible




Table combination 180°

consisting of the basic and the extension frame

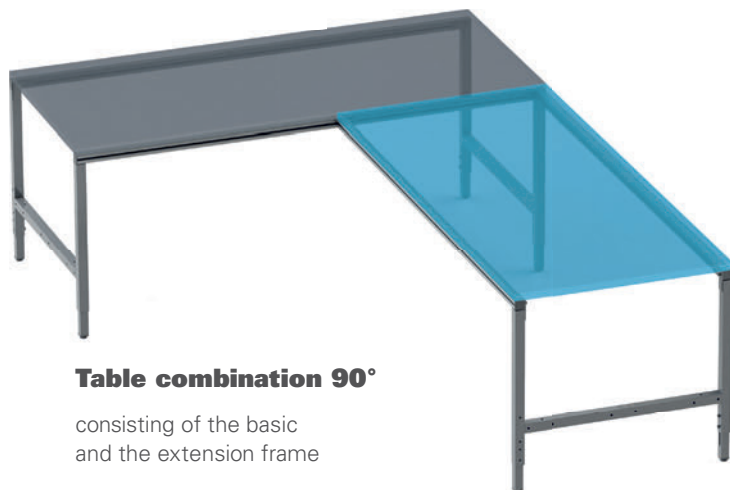


Table combination 90°

consisting of the basic
and the extension frame

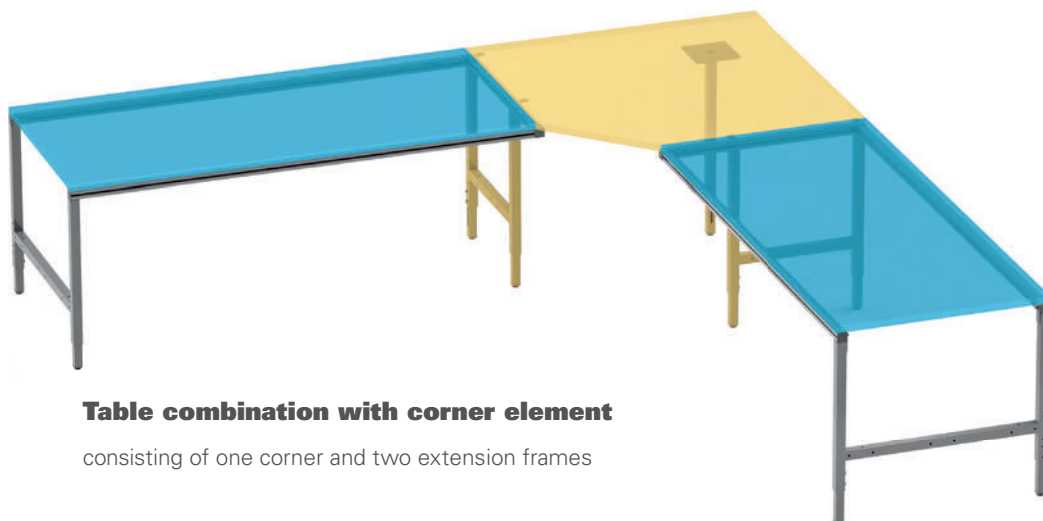


Table combination with corner element

consisting of one corner and two extension frames

Legend:

■ = basic frame (p. 28)

■ = extension frame (p. 28)

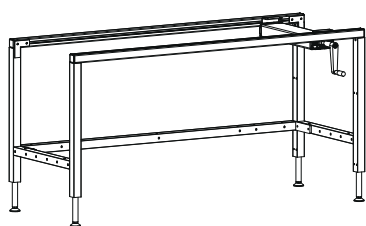
■ = corner frame (p. 29)

Corner worktops can be found on p. 52.



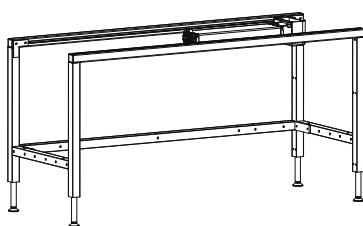


ERGO-Basic with hand crank or electric height adjustment



ERGO-Basic, basic frame with hand crank
height adjustable with hand crank from
720 – 1020 mm, surface load max. 350 kg

Dim. (w x d)	Art. no.
1250 x 750 mm	00.1275.41
1250 x 900 mm	00.1209.41
1600 x 750 mm	00.1675.41
1600 x 900 mm	00.1609.41
2000 x 750 mm	00.2075.41
2000 x 900 mm	00.2009.41

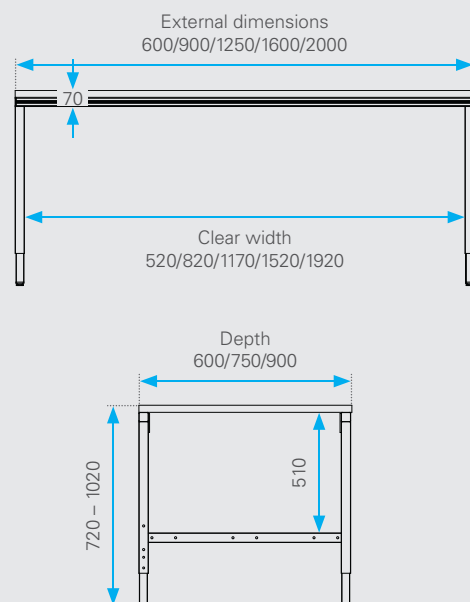


ERGO-Basic, basic frame with electric motor
height adjustable with electric motor from
720 – 1020 mm, surface load max. 350 kg

Dim. (w x d)	Art. no.
1250 x 600 mm	00.1206.51
1250 x 750 mm	00.1275.51
1250 x 900 mm	00.1209.51
1600 x 600 mm	00.1606.51
1600 x 750 mm	00.1675.51
1600 x 900 mm	00.1609.51
2000 x 600 mm	00.2006.51
2000 x 750 mm	00.2075.51
2000 x 900 mm	00.2009.51

Worktops can be found on p. 50/51.

Dimensions (mm): Including 30 mm thick worktop



Left: Control unit for electric drive
with memory functions



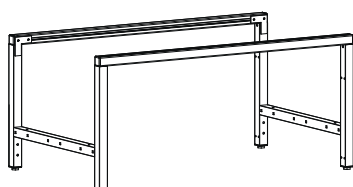
Right: Folding hand crank



ERGO-Basic

ERGO-Basic table frames can be supplemented with a set of castors to create mobile tables. The castor increases the height of the base frame, which is then often too high; to prevent this from happening, ERGO-line offers a shortened base frame for ERGO-Basic.

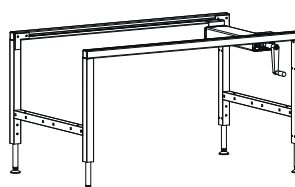
ERGO-Basic, shortened base frame



**ERGO-Basic,
shortened base frame**
surface load 350 kg

Dim. (wxd)	fixed height 605 mm	height adjustable 605 – 905 mm
600 x 600 mm	02.0606.11	02.0606.31
600 x 750 mm	02.0675.11	02.0675.31
600 x 900 mm	02.0609.11	02.0609.31
900 x 600 mm	02.0906.11	02.0906.31
900 x 750 mm	02.0975.11	02.0975.31
900 x 900 mm	02.0909.11	02.0909.31
1250 x 600 mm	02.1206.11	02.1206.31
1250 x 750 mm	02.1275.11	02.1275.31
1250 x 900 mm	02.1209.11	02.1209.31
1600 x 600 mm	02.1606.11	02.1606.31
1600 x 750 mm	02.1675.11	02.1675.31
1600 x 900 mm	02.1609.11	02.1609.31
2000 x 600 mm	02.2006.11	02.2006.31
2000 x 750 mm	02.2075.11	02.2075.31
2000 x 900 mm	02.2009.11	02.2009.31

ERGO-Basic, shortened base frame with hand crank




**ERGO-Basic, shortened base frame
with hand crank**
height adjustable with hand crank
from 605 – 905 mm,
surface load 350 kg

Dim. (wxd)	Art. no.
1250 x 750 mm	02.1275.41
1250 x 900 mm	02.1209.41
1600 x 750 mm	02.1675.41
1600 x 900 mm	02.1609.41
2000 x 750 mm	02.2075.41
2000 x 900 mm	02.2009.41

Worktops can be found on p. 50/51.

Cross connectors can be found on p. 33.

Accessories for movable tables



Cross-connector for the ERGO-Basic table frame needed to secure the perforated profile sections for the add-on units (see p. 58)

Castor set for movable table frame
Consisting of: 4 castors, 2 of them with brake, raises the table frame by 100/160 mm

	Basic frame	Ext. frame
Dim.	Art. no.	Art. no.
600 mm	00.3006.01	00.3106.01
900 mm	00.3009.01	00.3109.01
1250 mm	00.3012.01	00.3112.01
1600 mm	00.3016.01	00.3116.01
2000 mm	00.3020.01	00.3120.01

	Standard	ESD
Dim.	Art. no.	Art. no.
Ø 75 mm	00.9001.00	00.9001.09
Ø 125 mm	00.9002.00	00.9002.09



NOTE

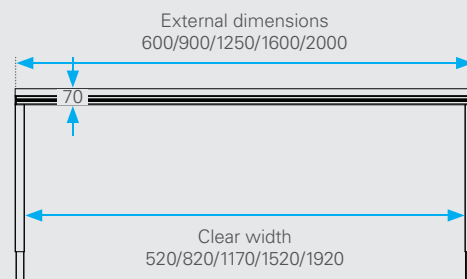
Height increase for tables with castors:

75 series castor: 100 mm

125 series castor: 160 mm

Table frame height specifications
incl. 30 mm worktop.

Dimensions (mm):



CROSS CONNECTOR APPLICATION

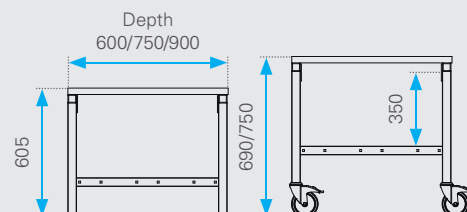
In the case of the base frames for ERGO Basic with a hand crank or electric motor, the cross connectors are always integrated (see page 31).

As for ERGO-Basic frames with a clamping screw, the cross connector must always be ordered separately, depending on the width of the basic frame.

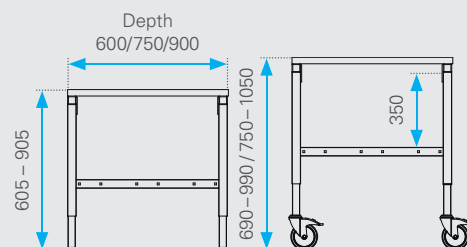
Width base frame	ERGO-Basic, mobile	ERGO-Basic, stationary
600 mm	■	—
900 mm	■	—
1250 mm	■	■
1600 mm	■	■
2000 mm	■	■



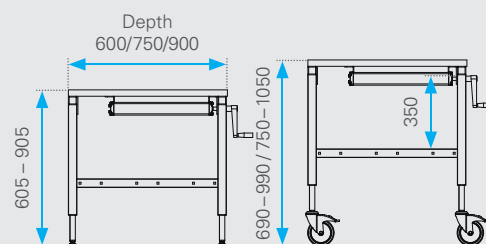
Fixed height 605 mm:



Height adjustable 605 – 905 mm:



Height adjustable with hand crank:



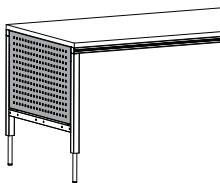
The ERGO-Basic base frame can be used in a very versatile way. In addition, the demands on a work table in terms of flexibility and functionality are constantly on the increase. The new ERGO-line products provide additional options for the positioning of printers and create new shelf areas in a flexible way which can be fitted either on the left or right below the ERGO-Basic table frame.



ERGO-Basic

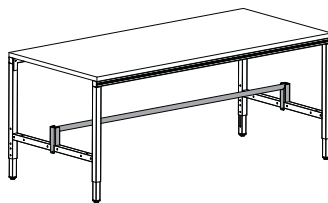
Large packages are unwieldy and do not fit into any workflow. With the pull-out module, ERGO-line offers a deeper add-on work surface that can be extended as needed. An elegant solution that can replace a lifting element.

Table frame accessories



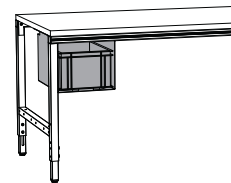
Perforated panel for the ERGO-Basic table frame visual element, colour 7016 anthracite grey, mandatory next to lifting element

Dim.	Art. no.
600 mm	00.3206.02
750 mm	00.3275.02
900 mm	00.3209.02



Axle set complete with bearing shells for use with rear-table cutting tool, max. 700 mm roll diameter

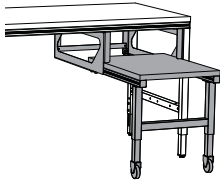
Table length	Art. no.
1250 mm	00.3812.01
1600 mm	00.3816.01
2000 mm	00.3820.01



Container drawer including plastic container, grey, 300 x 400 x 210 mm (w x d x h), fitted left or right

Art. no.
00.4030.02

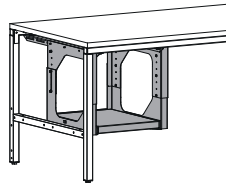
Table frame accessories



Pull-out module for ERGO-Basic

250 mm deeper than table height, pull-out 500 x 600 mm (w x d), load capacity up to 50 kg, fitted left or right

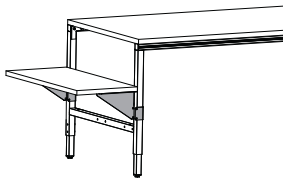
Table depth	Art. no.
750 mm	00.5000.02
900 mm	00.5010.02



Printer shelf below table, extendable

fitted left or right, load capacity up to 20 kg, usable area 500 x 550 x 330 – 560 mm (w x d x h)

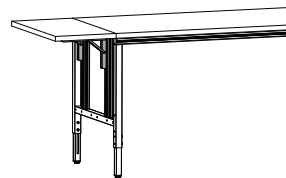
Table depth	Art. no.
750 mm	00.5050.02
900 mm	00.5055.02



Side shelf bracket set

height adjustable from 0 – 300 mm, for shelf with a width of 450 mm, load capacity up to 30 kg, without shelf

Art. no.
00.3200.02



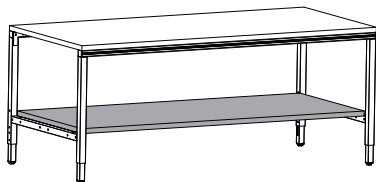
Folding side shelf

height adjustable from 0 – 250 mm, for shelf with a width of 450 mm, load capacity up to 40 kg, without shelf

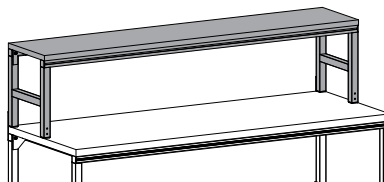
Art. no.
00.3202.02

Order shelves separately on p. 53.

Order shelves separately on p. 53.



Bottom shelf for ERGO-Basic



Laboratory riser shelf

fixed height 400 mm, d = 400 mm, can be screwed to the lower table frame, without worktop

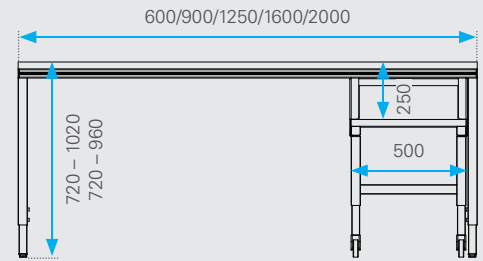
Dim.	Art. no.
1250 mm	00.1204.01
1600 mm	00.1604.01
2000 mm	00.2004.01

Shelves can be found on p. 53.

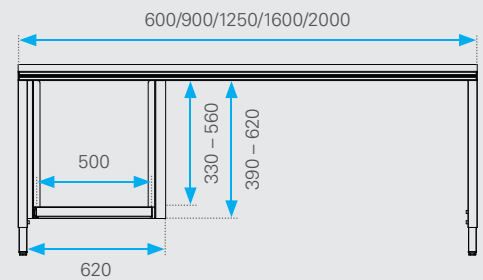
Order worktops separately on p. 52.

Dimensions (mm):

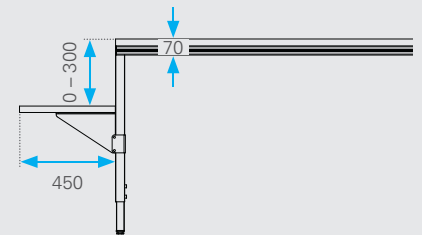
Pull-out module:



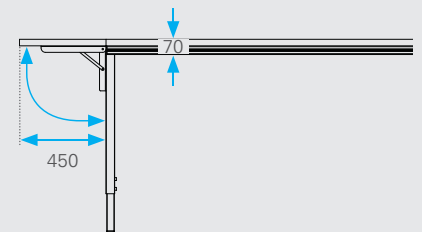
Printer shelf below table:



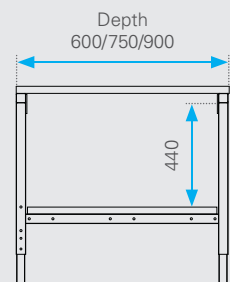
Side shelf bracket set: Including 30 mm thick worktop



Folding side shelf: Including 30 mm thick worktop



Dimensions of bottom shelf:



Flexible, extendable, ergonomic...

ERGO-Basic is always a good fit! A sturdy system that is at home in many areas and offers an excellent price-performance ratio.

The system provides a lot of possibilities for the setting-up of a workstation, with due regard for the requirements concerning ergonomics and flexibility.





Discover ERGO-Basic

- ✓ Customised solution with standard components
- ✓ Expandable and adaptable at any time
- ✓ Modern look

ERGO-Basic has everything you need!





Robust design made of 40 x 40 mm tubular steel combined with a sturdy rear C-profile to support the add-on units. 40 x 40 mm aluminium profile sections are used at the top to hold the worktops and for securing the drawers. High-quality powder coating in RAL 9006 white aluminium.

ERGO-Vario



ERGO-Vario, basic frame height infinitely adjustable from 720 – 1020 mm with the clamping screw, surface load 350 kg

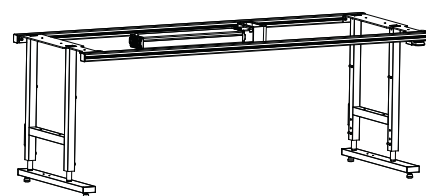
Dim. (wxd)	Art. no.
1250 x 750 mm	03.1275.31
1600 x 750 mm	03.1675.31
2000 x 750 mm	03.2075.31

ERGO-Vario with hand crank or electric motor



ERGO-Vario, basic frame with hand crank height adjustable with hand crank from 720 – 1020 mm, surface load 350 kg

Dim. (wxd)	Art. no.
1250 x 750 mm	03.1275.41
1600 x 750 mm	03.1675.41
2000 x 750 mm	03.2075.41



ERGO-Vario, basic frame with electric motor height adjustable with electric motor from 720 – 1020 mm, surface load 350 kg

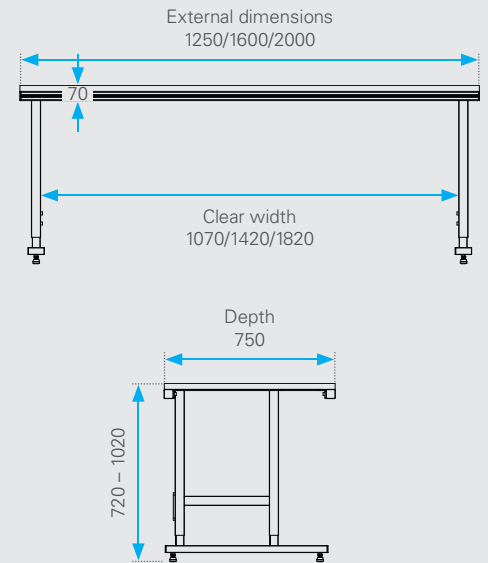
Dim. (wxd)	Art. no.
1250 x 750 mm	03.1275.51
1600 x 750 mm	03.1675.51
2000 x 750 mm	03.2075.51

Worktops can be found on p. 50/51.

The ERGO-Vario basic frame serves as a base for light assembly tables with lower requirements concerning bearing capacity and height adjustment. Maximum bearing capacity 350 kg and height adjustable from 720 – 1020 mm in the models with the hand crank and electric motor. The table model with the clamping screw is adjustable from 720 – 1020 mm.

ERGO-Vario

Dimensions (mm): Including 30 mm thick worktop

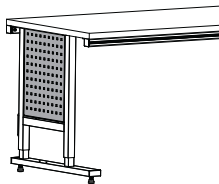


Left: Control unit for electric drive with memory functions



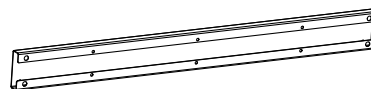
Right: Folding hand crank

Accessories



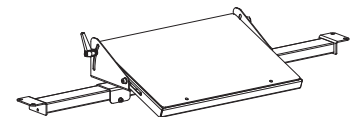
Perforated panel for the ERGO-Vario table frame visual element, colour RAL 7016 anthracite grey

Dim.	Art. no.
750 mm	03.3207.02



Cross-connector for the ERGO-Vario table frame, for the assembly of add-on units


Dim.	Art. no.
1250 mm	03.3012.01
1600 mm	03.3016.01
2000 mm	03.3020.01



Footrest, ERGO-Vario/ERGO-Vario Plus can be tilted to any angle and is sideways adjustable, incl. cross-connector for 3 table widths

Dim.	Art. no.
1250 mm	03.3412.01
1600 mm	03.3416.01
2000 mm	03.3420.01

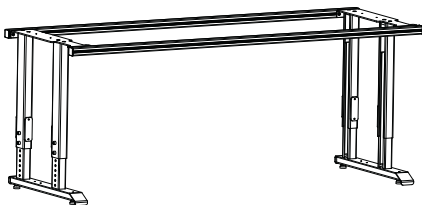
Cross-connector must always be used!



ERGO-Vario Plus

Robust design made of 80 x 50 mm tubular steel combined with a sturdy rear C-profile to support the add-on units. 40 x 40 mm aluminium profile sections are used at the top to hold the worktops and for securing the drawers. High-quality powder coating in RAL 9006 white aluminium.

ERGO-Vario Plus



ERGO-Vario Plus, basic frame height adjustable from 720 – 1020 mm, in 25:25 mm increments, surface load 350 kg

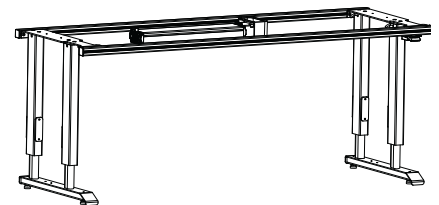
Dim. (wxd)	Art. no.
1250 x 750 mm	04.1275.31
1600 x 750 mm	04.1675.31
2000 x 750 mm	04.2075.31

ERGO-Vario Plus with hand crank or electric motor



ERGO-Vario Plus, basic frame with hand crank height adjustable with hand crank from 720 – 1020 mm, surface load 350 kg

Dim. (wxd)	Art. no.
1250 x 750 mm	04.1275.41
1600 x 750 mm	04.1675.41
2000 x 750 mm	04.2075.41



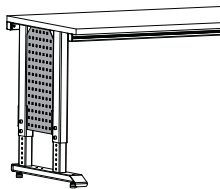
ERGO-Vario Plus, basic frame with electric motor height adjustable with electric motor from 720 – 1020 mm, surface load 350 kg

Dim. (wxd)	Art. no.
1250 x 750 mm	04.1275.51
1600 x 750 mm	04.1675.51
2000 x 750 mm	04.2075.51

Worktops can be found on p. 50/51.

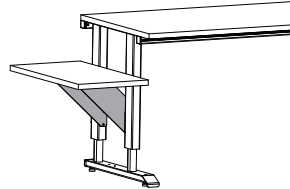
The ERGO-Vario Plus basic frame is the ideal solution for standing/sitting workstations. Thanks to a high-quality guide rail, the table is also very strong and stable with the height fully extended. The table is fitted with an adjustment range of 300 mm as standard. This can be extended to 400 mm on request.

Accessories



Perforated panel for the ERGO-Vario Plus table frame visual element, colour RAL 7016 anthracite grey

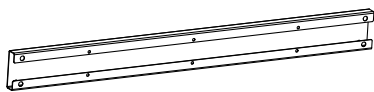
Dim.	Art. no.
750 mm	04.3207.02



Side shelf bracket set without shelf

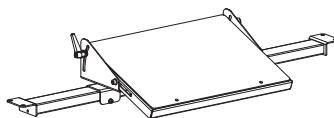
Art. no.
04.3200.02

Order shelves separately on p. 53.



Cross-connector for the ERGO-Vario Plus table frame, for the assembly of add-on units

Dim.	Art. no.
1250 mm	03.3012.01
1600 mm	03.3016.01
2000 mm	03.3020.01

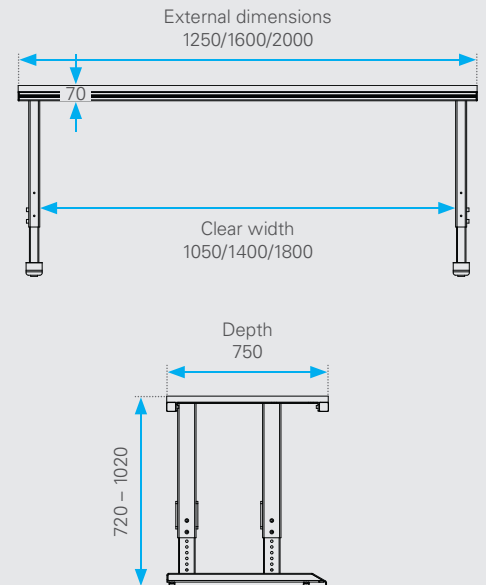


Footrest, ERGO-Vario/ERGO-Vario Plus can be tilted to any angle and is sideways adjustable, incl. cross-connector for 3 table widths

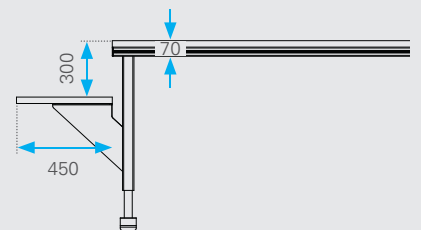
Dim.	Art. no.
1250 mm	03.3412.01
1600 mm	03.3416.01
2000 mm	03.3420.01

Cross-connector must always be used!

Dimensions (mm): Including 30 mm thick worktop



Side shelf:



Left: Control unit for electric drive with memory functions



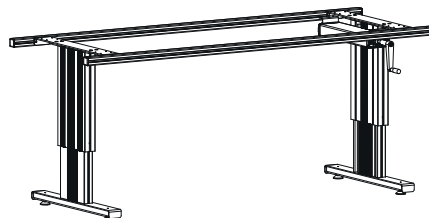
Right: Folding hand crank



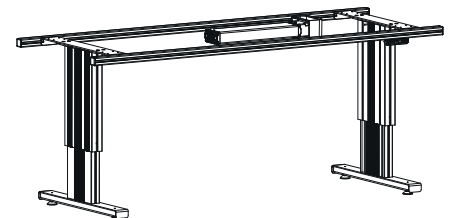
ERGO-Flex

Stable structure comprising the lateral aluminium guides, which are connected via a sturdy crossbeam. 40 x 40 mm aluminium profile sections are used at the top to hold the worktops and for securing the drawers. High-quality powder coating in RAL 9006 white aluminium.

ERGO-Flex with hand crank or electric motor



ERGO-Flex, basic frame with hand crank
height adjustable with hand crank
from 720 – 1020 mm, surface load 300 kg



ERGO-Flex, basic frame with electric motor
height adjustable with electric motor
from 720 – 1020 mm, surface load 300 kg

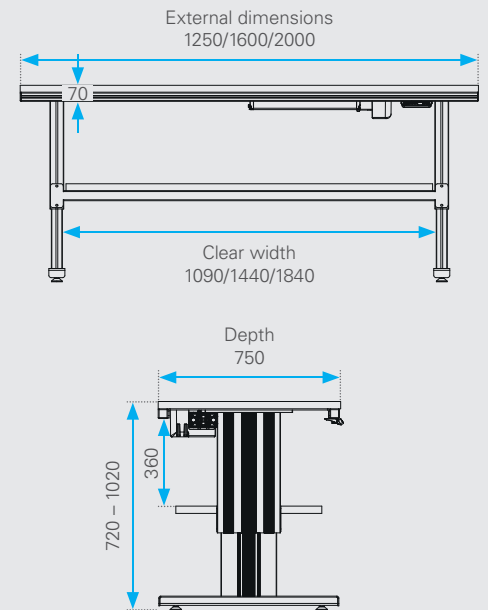
Dim. (wxd)	Art. no.
1250 x 750 mm	08.1275.41
1600 x 750 mm	08.1675.41
2000 x 750 mm	08.2075.41

Dim. (wxd)	Art. no.
1250 x 750 mm	08.1275.51
1600 x 750 mm	08.1675.51
2000 x 750 mm	08.2075.51

Worktops can be found on p. 50/51.

The ERGO-Flex basic frame is the ideal solution for tables designed for universal use. Thanks to an aluminium guide mechanism positioned in the middle, it can easily be operated from both sides. The table is fitted with an adjustment range of 400 mm as standard.

Dimensions (mm): Including 30 mm thick worktop

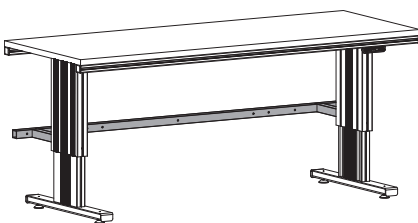


Left: Control unit for electric drive with memory functions



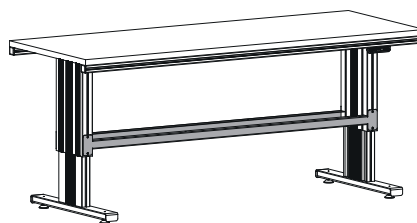
Right: Folding hand crank

Accessories



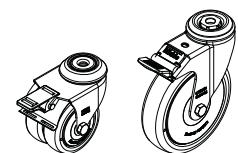
Cross connector for rear superstructure
consisting of 1 cross connector and fixing materials

Dim.	Art. no.
1250 mm	08.3012.01
1600 mm	08.3016.01
2000 mm	08.3020.01



Cross connector for bottom shelf
consisting of 2 cross connectors and fixing materials

Dim.	Art. no.
1250 mm	08.3012.01
1600 mm	08.3016.01
2000 mm	08.3020.01




Castor set for movable table frame
consisting of: 4 castors, 2 of them with brake, raises the table frame by 100/160 mm

	Standard	ESD
Dim.	Art. no.	Art. no.
Ø 75 mm	13.0002.40	13.0002.49
Ø 125 mm	13.0000.40	13.0000.49



Perforated profile sections on p. 59.

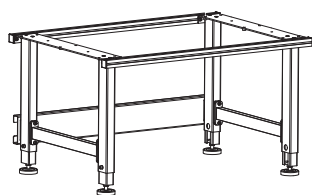
Shelves can be found on p. 53.



The ERGO-Forte basic frame is the ideal solution for heavy, stable workstations. Thanks to a high-quality guide rail, the table is also very strong and stable with the height fully extended. It is fitted with an adjustment range of 300 mm as standard. This can be extended to 400 mm on request.

Robust design made of 80 x 50 mm tubular steel combined with a sturdy rear C-profile to support the add-on units. 40 x 40 mm aluminium profile sections are used at the top to hold the worktops and for securing the drawers. High-quality powder coating in RAL 9006 white aluminium.

ERGO-Forte

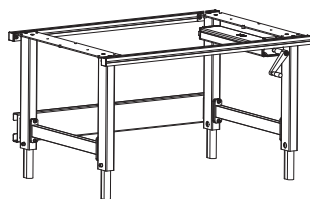


ERGO-Forte, basic frame

height adjustable from 720 – 1020 mm
in 25:25 mm increments with the clamping
screw, surface load 350 kg

Dim. (wxd)	Art. no.
1250 x 750 mm	07.1275.31
1600 x 750 mm	07.1675.31
2000 x 750 mm	07.2075.31
1250 x 900 mm	07.1209.31
1600 x 900 mm	07.1609.31
2000 x 900 mm	07.2009.31

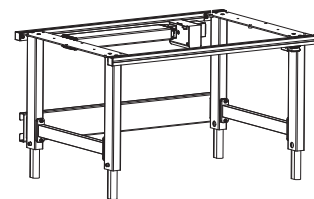
ERGO-Forte with hand crank or electric motor



ERGO-Forte, basic frame with hand crank

height adjustable with hand crank
from 720 – 1020 mm, surface load 350 kg

Dim. (wxd)	Art. no.
1250 x 750 mm	07.1275.41
1600 x 750 mm	07.1675.41
2000 x 750 mm	07.2075.41
1250 x 900 mm	07.1209.41
1600 x 900 mm	07.1609.41
2000 x 900 mm	07.2009.41



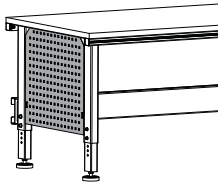
ERGO-Forte, basic frame with electric motor

height adjustable with electric motor
from 720 – 1020 mm, surface load 350 kg

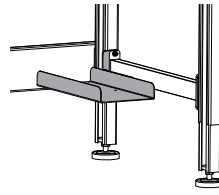
Dim. (wxd)	Art. no.
1250 x 750 mm	07.1275.51
1600 x 750 mm	07.1675.51
2000 x 750 mm	07.2075.51
1250 x 900 mm	07.1209.51
1600 x 900 mm	07.1609.51
2000 x 900 mm	07.2009.51

Worktops can be found on p. 50/51.

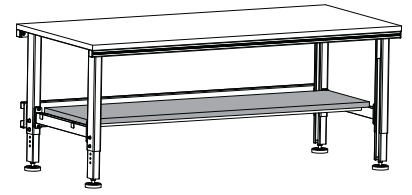
Accessories



Perforated panel for the ERGO-Forte table frame
visual element,
colour RAL 7016 anthracite grey



PC holder
for ERGO-Forte table frame



Bottom shelf for ERGO-Forte

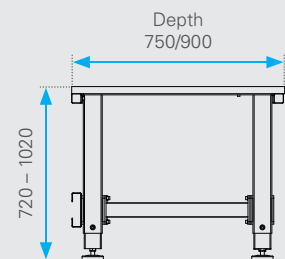
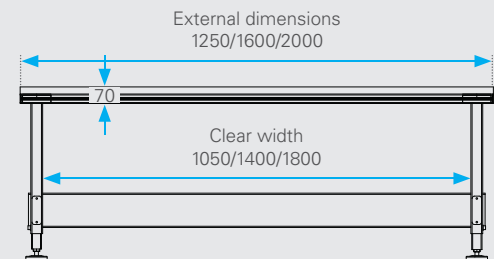
Dim.	Art. no.
750 mm	07.3275.02
900 mm	07.3209.02

Dim. (wxd)	Art. no.
200 x 440 mm	04.3500.01

Various shelves can be found on p. 53.

ERGO-Forte

Dimensions (mm): Including 30 mm thick worktop



Left: Control unit for electric drive
with memory functions



Right: Folding hand crank

ERGO-Budget packing table with direct installation

The economical solution, as a complete packing table, can be extended using system components.

ERGO-Budget



ERGO-Budget packing table

with single drawer, back board, shelf
and carton divider shelf, high version

Order no.

1600 x 900 mm (wxd): E0.9116.31

2000 x 900 mm (wxd): E0.9120.31


ERGO-Budget packing table

with shelf, roll holder and rear-table cutting tool
for roll material 125/150 cm wide, low version

Order no.

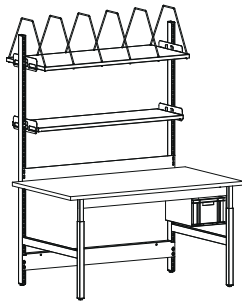
1600 x 900 mm (wxd): E1.9016.31

2000 x 900 mm (wxd): E1.9020.31



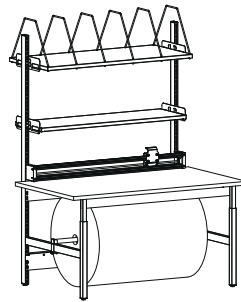
- Height adjustable from 750 – 950 mm as standard
- Sturdy steel structure
- Worktop 30 mm melamine coated
RAL 7035 light grey with ABS edging
- 1350/1750 mm long shelf and carton divider shelf

Complete packing tables



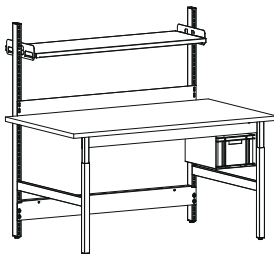
ERGO-Budget packing table, high
with single drawer, back board, shelf
and carton divider shelf, high version,
surface load 200 kg

Dim. (wxd)	Art. no.
1600 x 900 mm	E0.9116.31
2000 x 900 mm	E0.9120.31



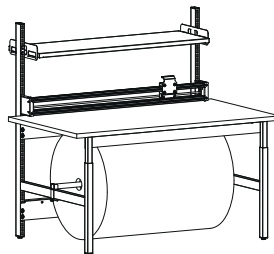
ERGO-Budget packing table, high
with shelf, carton divider shelf, roll
holder and rear-table cutting tool for
roll material 125/150 cm wide, high version,
surface load 200 kg

Dim. (wxd)	Art. no.
1600 x 900 mm	E1.9116.31
2000 x 900 mm	E1.9120.31



ERGO-Budget packing table, low
with single drawer, back board and shelf,
low version, surface load 200 kg

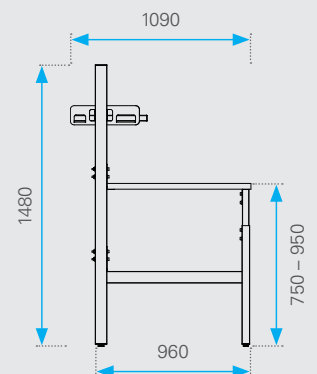
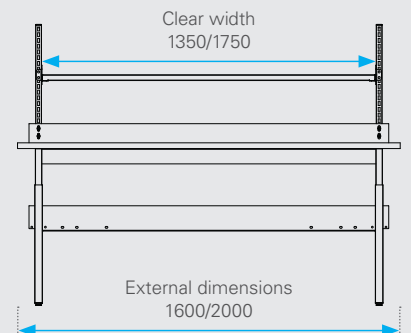
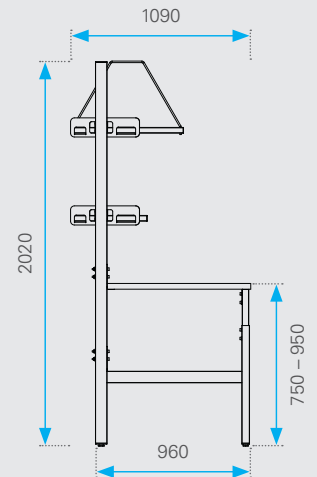
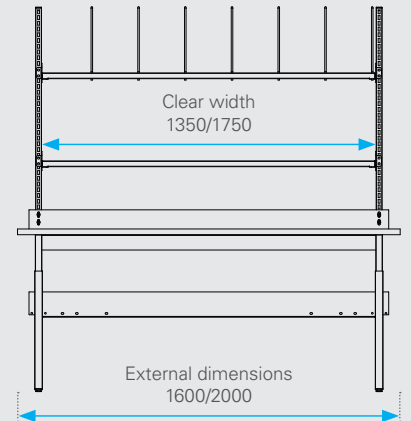
Dim. (wxd)	Art. no.
1600 x 900 mm	E0.9016.31
2000 x 900 mm	E0.9020.31



ERGO-Budget packing table, low
with shelf, roll holder and rear-table cutting
tool for roll material 125/150 cm wide, high
version, low version, surface load 200 kg

Dim. (wxd)	Art. no.
1600 x 900 mm	E1.9016.31
2000 x 900 mm	E1.9020.31

Dimensions (mm):





The ERGO-Mont is used for the assembly of control cabinets and mounting plates. Continuous adjustment of the height and inclination by means of an electric motor enables an ergonomic working position. Quick clamps, which can be adjusted without tools, enable the simple fixing of the workpieces.

The ERGO-Mont base frame consists of a solid steel tube construction and four height-adjustable linear units, which can be height-adjusted by 500 mm via an electric motor. The inclination of the worktop can also be adjusted via an electric motor. A telescopic base frame and a flexible mounting system with quick-release clamps facilitate the fixing of mounting plates and control cabinets.

ERGO-Mont 150

Mobile mounting aid, with height and inclination adjustment, overall dimensions 1500 x 930 x 810 mm

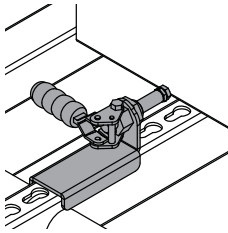
Art. no.

B0.7015.51

Overall dimensions (w x d x h)	1500 x 930 x 810 mm
Frame size when retracted (w x d)	1500 x 723 mm
Frame size when extended (w x d)	1500 x 1620 mm
Height adjustment with electric motor	810 – 1310 mm
Adjustment range	500 mm
Adjustable tilt angle	75°
Max. load	200 kg
Castors	4 swivel castors with total lock, Ø 75 mm
Min. dimensions of workpiece (w x h)	300 x 400 mm
Max. dimensions of workpiece (w x h)	1200 x 1800 mm

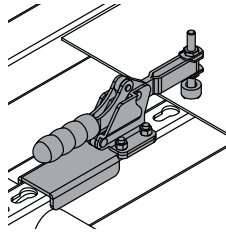
ERGO-Mont

Accessories



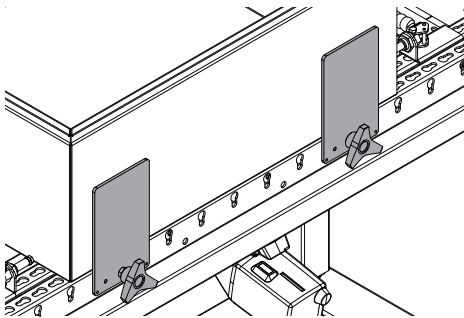
Quick release clamps for cabinets
set consisting of 4 pieces,
push rod clamps with base plate

Art. no.
B0.0000.01



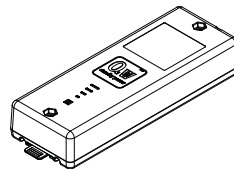
Quick release clamps for plates
set consisting of 4 pieces,
vertical quick release clamps with base plate

Art. no.
B0.0000.02



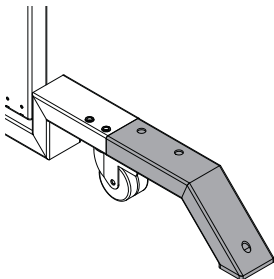
Support plates
for hanging and fixing, with twist handle

Dim. (w x h)	Art. no.
100 x 110 mm	B0.0000.51
100 x 170 mm	B0.0000.52



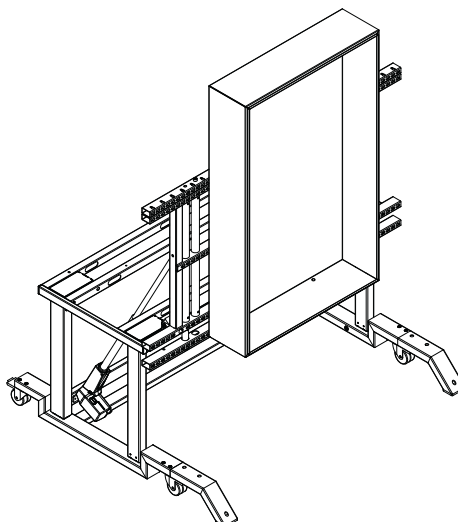
Battery
for mobile applications, with charge status
display, height and tilt adjustment each require
one battery

Art. no.
B0.0000.61

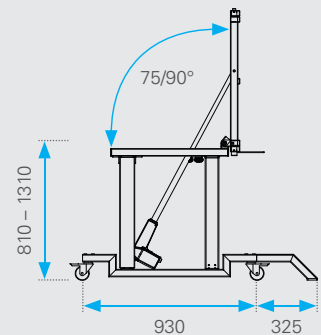
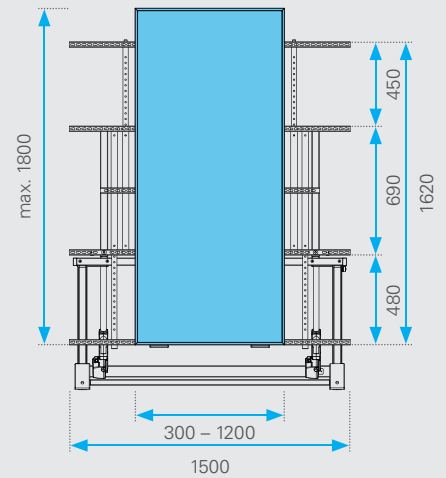
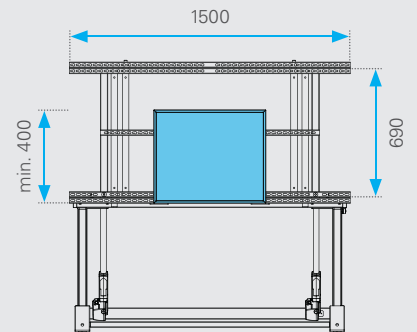


Foot tilt protection
Additional set of feet in case inclination
is adjusted up to 90°

Art. no.
B0.0000.20



Dimensions (mm):





Worktop melamine coated

30 mm thick, RAL 7035 light grey, with chipboard core, 2 mm ABS edging all round

Application: Standard worktop for normal use and loads



2



Worktop antistatic melamine coated

30 mm thick, RAL 7035 light grey, with chipboard core volume conductive, 2 mm ABS edging all round

Application: Mainly in the area of laboratory, electric and testing tables

3



Worktop 0,8 mm HPL coated

30 mm thick, RAL 7035 light grey, with chipboard core, 2 mm ABS edging all round

Application: Standard worktop for higher requirements

Worktops



Worktops melamine coated

30 mm thick, light grey with ABS edges

Dim. (wxdxh)	melamine coated, 30 mm thick	ESD melamine coated, antistatic, 30 mm thick
600 x 600 x 30 mm	20.0606.28	22.0606.28
600 x 750 x 30 mm	20.0675.28	22.0675.28
600 x 900 x 30 mm	20.0609.28	22.0609.28
900 x 600 x 30 mm	20.0906.28	22.0906.28
900 x 750 x 30 mm	20.0975.28	22.0975.28
900 x 900 x 30 mm	20.0909.28	22.0909.28
1250 x 600 x 30 mm	20.1206.28	22.1206.28
1250 x 750 x 30 mm	20.1275.28	22.1275.28
1250 x 900 x 30 mm	20.1209.28	22.1209.28
1600 x 600 x 30 mm	20.1606.28	22.1606.28
1600 x 750 x 30 mm	20.1675.28	22.1675.28
1600 x 900 x 30 mm	20.1609.28	22.1609.28
2000 x 600 x 30 mm	20.2006.28	22.2006.28
2000 x 750 x 30 mm	20.2075.28	22.2075.28
2000 x 900 x 30 mm	20.2009.28	22.2009.28

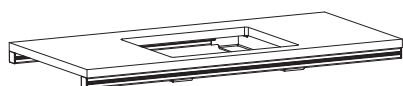
1 2

Worktops with HPL coating 0,8 mm

30 mm thick, light grey with ABS edges

Dim. (wxdxh)	HPL layer 0,8 mm, 30 mm thick	ESD, HPL layer 0,8 mm, antistatic, 30 mm thick
600 x 600 x 30 mm	21.0606.28	23.0606.28
600 x 750 x 30 mm	21.0675.28	23.0675.28
600 x 900 x 30 mm	21.0609.28	23.0609.28
900 x 600 x 30 mm	21.0906.28	23.0906.28
900 x 750 x 30 mm	21.0975.28	23.0975.28
900 x 900 x 30 mm	21.0909.28	23.0909.28
1250 x 600 x 30 mm	21.1206.28	23.1206.28
1250 x 750 x 30 mm	21.1275.28	23.1275.28
1250 x 900 x 30 mm	21.1209.28	23.1209.28
1600 x 600 x 30 mm	21.1606.28	23.1606.28
1600 x 750 x 30 mm	21.1675.28	23.1675.28
1600 x 900 x 30 mm	21.1609.28	23.1609.28
2000 x 600 x 30 mm	21.2006.28	23.2006.28
2000 x 750 x 30 mm	21.2075.28	23.2075.28
2000 x 900 x 30 mm	21.2009.28	23.2009.28

3 4



Additional price cut-out section for package weighing scales, e.g. dimensions 400 x 500 x 100 mm, including holder for scales, for all top types and sizes, cut-out section left or right on request

Table depth	Art. no.
600 mm	20.9000.28
750 mm	20.9001.28
900 mm	20.9002.28

Other dimensions on request.

NOTE

Position of cut-out section for package weighing scales

Distance from left or right 180 mm, distance from front 100 mm. Generally 6 mm of air all-round between scales and cut-out. Holder is height adjustable depending on the type of scales.



4

Worktop antistatic 0,8 mm HPL coated

30 mm thick, RAL 7035 light grey,
with chipboard core volume conductive,
2 mm ABS edging all round

Application: Mainly in the area of laboratory,
electric and testing tables

5

Worktop 3,0 mm HPL coated

31 mm thick, RAL 7035 light grey,
with chipboard core,
2 mm ABS edging all round

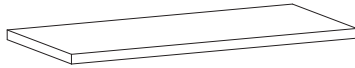
Application: Worktop for the highest loads,
very high abrasion resistance
and the highest level of scratch resistance

6

Worktop with stainless steel cover

30 mm thick, with chipboard core, stainless
steel turned down over front and rear edges,
2 mm ABS transverse edge

Application: Very high scratch and chemical
resistance, surface easy to clean



Worktops with HPL coating 3,0 mm 31 mm thick, light grey with ABS edges

5

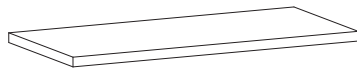


Worktops with stainless steel 30 mm thick, with 1,5 mm layer V2A

6

Dim. (wxdxh)	HPL layer, 3,0 mm, 31 mm thick
1250 x 750 x 31 mm	26.1275.28
1250 x 900 x 31 mm	26.1209.28
1600 x 750 x 31 mm	26.1675.28
1600 x 900 x 31 mm	26.1609.28
2000 x 750 x 31 mm	26.2075.28
2000 x 900 x 31 mm	26.2009.28

Dim. (wxdxh)	Stainless steel layer, 30 mm thick
1250 x 750 x 30 mm	27.1275.28
1250 x 900 x 30 mm	27.1209.28
1600 x 750 x 30 mm	27.1675.28
1600 x 900 x 30 mm	27.1609.28
2000 x 750 x 30 mm	27.2075.28
2000 x 900 x 30 mm	27.2009.28



Worktops in beech

30, 40 and 50 mm thick, natural beech, oiled

Dim. (wxd)	Beech multiplex, 30 mm thick	Beech multiplex, 40 mm thick	Beech multiplex, 50 mm thick	Beech solid, 50 mm thick
1250 x 750 mm	24.1275.30	24.1275.40	24.1275.50	25.1275.50
1250 x 900 mm	24.1209.30	24.1209.40	24.1209.50	25.1209.50
1600 x 750 mm	24.1675.30	24.1675.40	24.1675.50	25.1675.50
1600 x 900 mm	24.1609.30	24.1609.40	24.1609.50	25.1609.50
2000 x 750 mm	24.2075.30	24.2075.40	24.2075.50	25.2075.50
2000 x 900 mm	24.2009.30	24.2009.40	24.2009.50	25.2009.50
2500 x 750 mm	–	–	24.2575.50	25.2575.50
2500 x 900 mm	–	–	24.2509.50	25.2509.50



7

Multiplex worktop

Steamed beech veneer, multilayered,
waterproof glued, 30, 40 or 50 mm thick,
surface oiled

Application: Can be used universally
for general work



8

Worktop in solid beech

Beechwood board solid, lamellae finger-jointed,
surface oiled

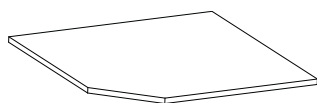
Application: Can be used universally
for general work

**Production in accordance with
DIN EN ISO 9001**

NOTE

Cutting mat wanted?

Protect your worktop with a cutting underlay.
See p. 68.

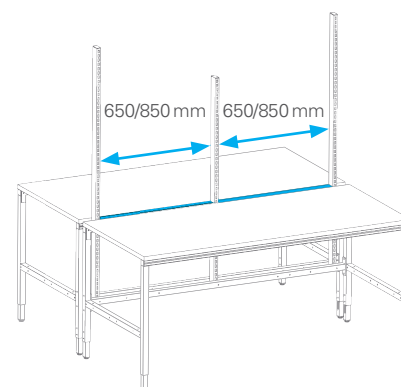
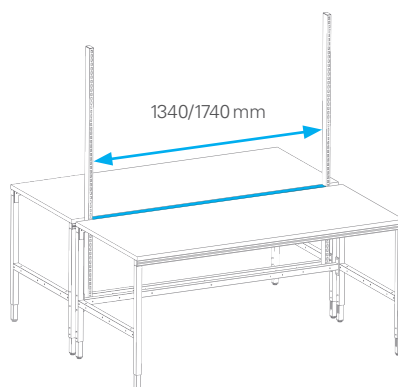


ERGO-Basic corner worktop (p. 29)

	1175 x 1175 mm for extension d = 750 mm	1325 x 1325 mm for extension d = 900 mm
Art. no.	Art. no.	Art. no.
melamine coated, 30 mm thick	20.1111.28	20.1313.28
ESD melamine coated, antistatic, 30 mm thick	22.1111.28	22.1313.28
HPL layer, 0,8 mm, 30 mm thick	21.1111.28	21.1313.28
HPL layer, 0,8 mm, antistatic, 30 mm thick	23.1111.28	23.1313.28
HPL layer, 3,0 mm, 31 mm thick	26.1111.28	26.1313.28
Beech multiplex, 30 mm thick	24.1111.30	24.1313.30
Beech solid, 50 mm thick	25.1111.50	25.1313.50

**Spacer between perforated profile sections
for double workstations**

Depth = 60 mm, including fixing material

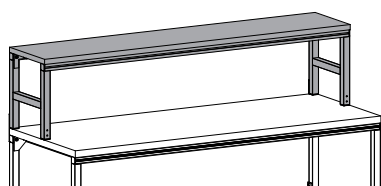


2 perforated profile sections

	1340 mm	1740 mm
Art. no.	Art. no.	Art. no.
melamine coated, 30 mm thick	20.1300.28	20.1700.28
ESD melamine coated, antistatic, 30 mm thick	22.1300.28	22.1700.28
Beech multiplex, 30 mm thick	24.1300.30	24.1700.30
Beech multiplex, 50 mm thick	24.1300.50	24.1700.50
Beech solid, 50 mm thick	25.1300.50	25.1700.50

3 perforated profile sections

	650 mm	850 mm
Art. no.	Art. no.	Art. no.
melamine coated, 30 mm thick	20.0600.28	20.0800.28
ESD melamine coated, antistatic, 30 mm thick	22.0600.28	22.0800.28
Beech multiplex, 30 mm thick	24.0600.30	24.0800.30
Beech multiplex, 50 mm thick	24.0600.50	24.0800.50
Beech solid, 50 mm thick	25.0600.50	25.0800.50



Laboratory riser worktop

Depth = 400 mm

	1250 x 400 mm	1600 x 400 mm	2000 x 400 mm
Art. no.	Art. no.	Art. no.	Art. no.
melamine coated, 30 mm thick	20.1204.28	20.1604.28	20.2004.28
ESD melamine coated, antistatic, 30 mm thick	22.1204.28	22.1604.28	22.2004.28
HPL layer, 0,8 mm, 30 mm thick	21.1204.28	21.1604.28	21.2004.28
HPL layer, 0,8 mm, antistatic, 30 mm thick	23.1204.28	23.1604.28	23.2004.28
HPL layer, 3,0 mm, 31 mm thick	26.1204.28	26.1604.28	26.2004.28
Stainless steel, 30 mm thick	27.1204.28	27.1604.28	27.2004.28
Beech multiplex, 30 mm thick	24.1204.30	24.1604.30	24.2004.30
Beech solid, 50 mm thick	25.1204.50	25.1604.50	25.2004.50

1

melamine coated,
30 mm thick

2

ESD melamine coated,
antistatic,
30 mm thick

3

HPL layer,
0,8 mm,
30 mm thick

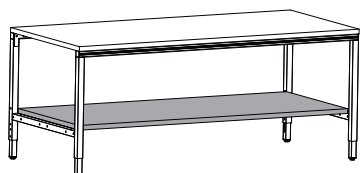
5

HPL layer,
3,0 mm,
31 mm thick

7

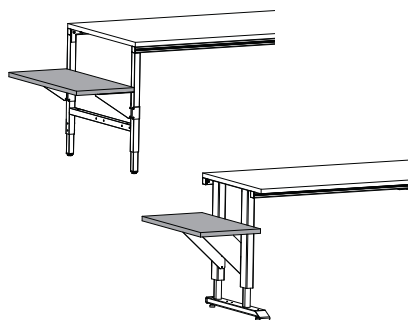
Beech multiplex,
30 mm thick

ERGO-Basic



Shelf for ERGO-Basic (p. 35)

Table (w x d)	Art. no.	Art. no.	Art. no.	Art. no.	Art. no.
600 x 600 mm	20.0505.BA	22.0505.BA	21.0505.BA	26.0505.BA	24.0505.BA
600 x 750 mm	20.0506.BA	22.0506.BA	21.0506.BA	26.0506.BA	24.0506.BA
600 x 900 mm	20.0575.BA	22.0575.BA	21.0575.BA	26.0575.BA	24.0575.BA
900 x 600 mm	20.0805.BA	22.0805.BA	21.0805.BA	26.0805.BA	24.0805.BA
900 x 750 mm	20.0806.BA	22.0806.BA	21.0806.BA	26.0806.BA	24.0806.BA
900 x 900 mm	20.0875.BA	22.0875.BA	21.0875.BA	26.0875.BA	24.0875.BA
1250 x 600 mm	20.1105.BA	22.1105.BA	21.1105.BA	26.1105.BA	24.1105.BA
1250 x 750 mm	20.1106.BA	22.1106.BA	21.1106.BA	26.1106.BA	24.1106.BA
1250 x 900 mm	20.1175.BA	22.1175.BA	21.1175.BA	26.1175.BA	24.1175.BA
1600 x 600 mm	20.1505.BA	22.1505.BA	21.1505.BA	26.1505.BA	24.1505.BA
1600 x 750 mm	20.1506.BA	22.1506.BA	21.1506.BA	26.1506.BA	24.1506.BA
1600 x 900 mm	20.1575.BA	22.1575.BA	21.1575.BA	26.1575.BA	24.1575.BA
2000 x 600 mm	20.1905.BA	22.1905.BA	21.1905.BA	26.1905.BA	24.1905.BA
2000 x 750 mm	20.1906.BA	22.1906.BA	21.1906.BA	26.1906.BA	24.1906.BA
2000 x 900 mm	20.1975.BA	22.1975.BA	21.1975.BA	26.1975.BA	24.1975.BA



Side shelf for ERGO-Basic (p. 35)/
ERGO-Vario Plus (p. 41)

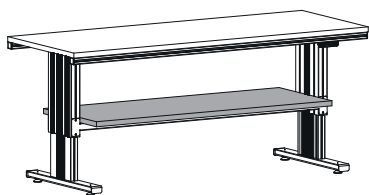
ERGO-Basic

Dim. (w x d)	Art. no.	Art. no.	Art. no.	Art. no.	Art. no.
450 x 600 mm	20.0406.BS	22.0406.BS	21.0406.BS	26.0406.BS	24.0406.BS
450 x 750 mm	20.0475.BS	22.0475.BS	21.0475.BS	26.0475.BS	24.0475.BS
450 x 900 mm	20.0409.BS	22.0409.BS	21.0409.BS	26.0409.BS	24.0409.BS

ERGO-Vario Plus

Dim. (w x d)	Art. no.	Art. no.	Art. no.	Art. no.	Art. no.
450 x 750 mm	20.0475.BS	22.0475.BS	21.0475.BS	26.0475.BS	24.0475.BS

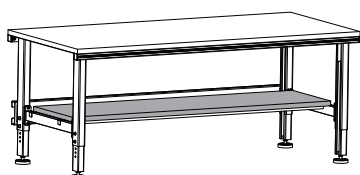
ERGO-Flex



Shelf for ERGO-Flex (p. 43)

Table (w x d)	Art. no.	Art. no.	Art. no.	Art. no.	Art. no.
1250 x 750 mm	20.1005.FL	22.1005.FL	21.1005.FL	26.1005.FL	24.1005.FL
1600 x 750 mm	20.1405.FL	22.1405.FL	21.1405.FL	26.1405.FL	24.1405.FL
2000 x 750 mm	20.1805.FL	22.1805.FL	21.1805.FL	26.1805.FL	24.1805.FL

ERGO-Forte

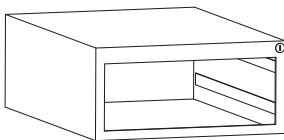


Shelf for ERGO-Forte (p. 45)

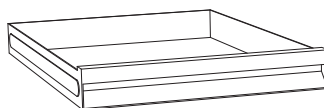
Table (w x d)	Art. no.	Art. no.	Art. no.	Art. no.	Art. no.
1250 x 750 mm	20.1005.FA	22.1005.FA	21.1005.FA	26.1005.FA	24.1005.FA
1250 x 900 mm	20.1006.FA	22.1006.FA	21.1006.FA	26.1006.FA	24.1006.FA
1600 x 750 mm	20.1405.FA	22.1405.FA	21.1405.FA	26.1405.FA	24.1405.FA
1600 x 900 mm	20.1406.FA	22.1406.FA	21.1406.FA	26.1406.FA	24.1406.FA
2000 x 750 mm	20.1805.FA	22.1805.FA	21.1805.FA	26.1805.FA	24.1805.FA
2000 x 900 mm	20.1806.FA	22.1806.FA	21.1806.FA	26.1806.FA	24.1806.FA



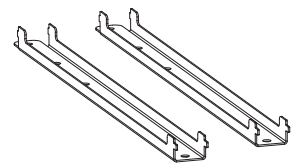




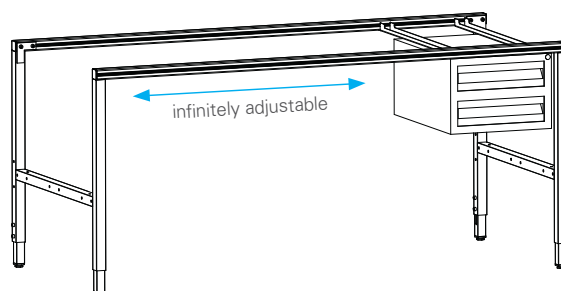
Step 1: Drawer unit



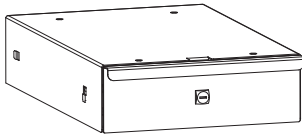
Step 2: Drawer



Step 3: Pair of guides



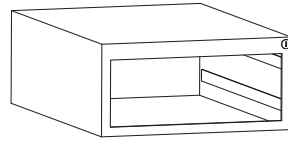
Drawers



Single drawer lockable
load capacity max. 20 kg,
for table depth 600/750/900 mm

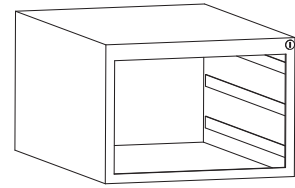


Dim. (wxdxh)	Art. no.
330 x 486 x 108 mm	00.4000.02



Drawer housing, empty
usable height 200 mm,
for table depth 750/900 mm

	Standard	ESD
Dim. (wxdxh)	Art. no.	Art. no.
411 x 572 x 283 mm	00.4001.02	00.4001.09

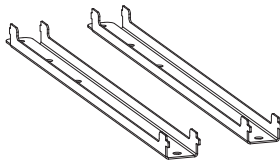


Drawer housing, empty
usable height 300 mm,
for table depth 750/900 mm


	Standard	ESD
Dim. (wxdxh)	Art. no.	Art. no.
411 x 572 x 383 mm	00.4002.02	00.4002.09



A pair of guides also needs to be ordered for each drawer housing.



Pair of guides to secure the drawer
fits all drawer types

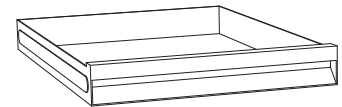


Drawer unit movable, empty
4 castors Ø 100 mm, 2 of them with brake,
incl. grooved mat, black, and push handle,
usable height 450 mm, total height 723 mm

	Standard	ESD
Dim. (wxdxh)	Art. no.	Art. no.
411 x 572 x 723 mm	00.4003.42	00.4003.49



Housing and drawers in RAL 7016 anthracite grey.

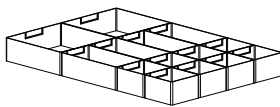


Drawer with full pull-out 100%
Dimensions 306 x 459 mm, load capacity 75 kg,
incl. single drawer lock, right side

		Standard	ESD
Front height	Usable height	Art. no.	Art. no.
h = 50 mm	32,5 mm	00.4100.02	00.4100.09
h = 75 mm	57,5 mm	00.4101.02	00.4101.09
h = 100 mm	82,5 mm	00.4102.02	00.4102.09
h = 150 mm	132,5 mm	00.4103.02	00.4103.09
h = 200 mm	182,5 mm	00.4104.02	00.4104.09
h = 300 mm	282,5 mm	00.4105.02	00.4105.09

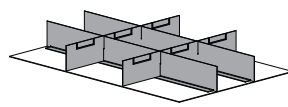


Depth	600 mm	750 mm	900 mm
Table frame	Art. no.	Art. no.	Art. no.
ERGO-Basic	00.3606.01	00.3675.01	00.3609.01
ERGO-Vario	–	00.3675.01	–
ERGO-Vario Plus	–	03.3675.01	–
ERGO-Flex	–	00.3675.01	–
ERGO-Forte	–	00.3675.01	00.3609.01



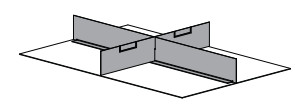
Plastic insert box, red
8 insert boxes: 75 x 75 mm
4 insert boxes: 75 x 150 mm
2 insert boxes: 150 x 150 mm

Front height	Art. no.
50 mm	00.4260.00
75 mm	00.4261.00



Diaphragm walls and partition plates
2 Diaphragm walls: 27 E
6 Partition plates: 6 E

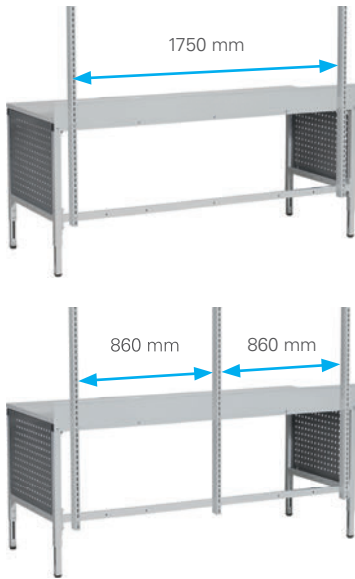
Front height	Art. no.
50 mm	00.4210.00
75 mm	00.4211.00
100 mm	00.4212.00
150 mm	00.4213.00



Diaphragm walls and partition plates
1 diaphragm wall: 27 E
2 partition plates: 9 E

Front height	Art. no.
50 mm	00.4220.00
75 mm	00.4221.00
100 mm	00.4222.00
150 mm	00.4223.00
200 mm	00.4224.00
300 mm	00.4225.00

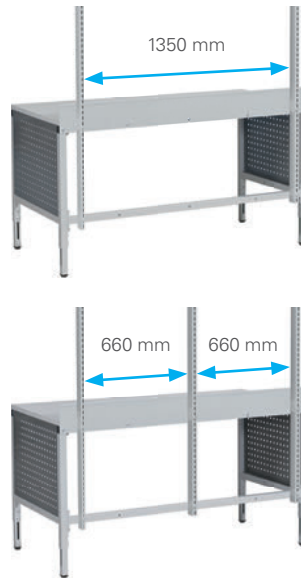
Table width 2000 mm



Grid widths for an overall table width of 2000 mm

2 x 860 or 1 x 1750 mm


Table width 1600 mm



Grid widths for an overall table width of 1600 mm

2 x 660 or 1 x 1350 mm

Table width 1250 mm



Grid widths for an overall table width of 1250 mm

1 x 660, 1 x 860 or 1 x 1040 mm

Add-on units

The vertical perforated profile sections form the base for the add-on units to the tables. Dividing into two sub-areas helps when accommodating the tools and auxiliary equipment on the workstation, which are becoming increasingly larger.

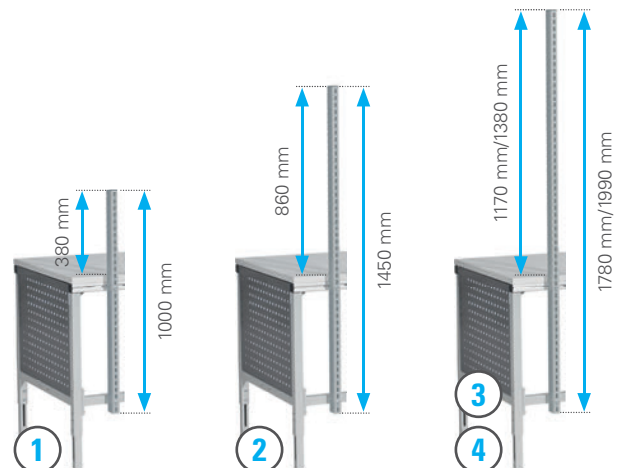
Example: The monitor and keyboard on the left are somewhat higher, with the label printer on the right easily reachable a little bit lower. See p. 15.

Adjustment steps for plugged-in and screwed components.

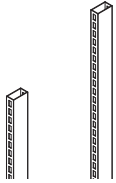
Perforated profile sections

The perforated profile sections are always fitted via two securing points and provide a sturdy base. The lengths of the perforated profile sections can be selected as follows according to needs:

- 1 1000 mm long = low add-on unit, e.g. for perforated panels (see p. 69)
- 2 1450 mm long = medium-high add-on unit, various trays without add-on unit for lighting fixture or carton divider shelf
- 3 1780 mm long = high add-on unit with carton divider shelf or cantilever arm for lighting fixture
- 4 1990 mm long = high add-on unit with carton divider shelf or cantilever arm for lighting fixture

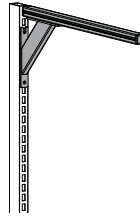


Add-on units



Perforated profile section 60/30 for add-on units hole spacing 30:30 mm

Dim.	Art. no.
1000 mm	11.0100.01
1450 mm	11.0145.01
1780 mm	11.0178.01
1990 mm	11.0199.01
Fixing kit for double table	11.0000.50



Cantilever arm including 30/30 aluminium profile length 670 mm

Dim.	Art. no.
700 mm	11.1007.02



Aluminium profile rail for suspending lights etc. including 2 end stops

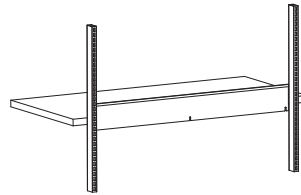
Dim.	Art. no.
1200 mm	11.1120.01
1500 mm	11.1150.01
1900 mm	11.1190.01

Back board



Back board for overall table width 90 mm overlap

Dim.	Art. no.
600 mm	10.2006.01
900 mm	10.2009.01
1250 mm	10.2012.01
1600 mm	10.2016.01
2000 mm	10.2020.01



Back board between columns 90 mm overlap

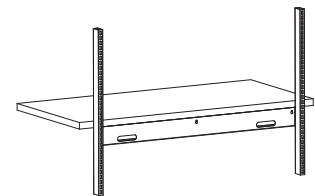
Dim.	Art. no.
655 mm	10.2106.01
855 mm	10.2108.01
1040 mm	10.2110.01
1340 mm	10.2113.01
1740 mm	10.2117.01

Cable duct



Cable duct for overall table width usable height 70 mm, for socket strip (see p. 87)

Dim.	Art. no.
1250 mm	10.2212.01
1600 mm	10.2216.01
2000 mm	10.2220.01

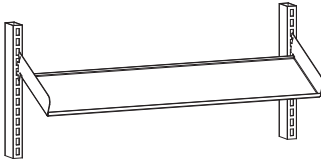


Cable duct between columns usable height 70 mm, for socket strip (see p. 87)

Dim.	Art. no.
655 mm	10.2306.01
855 mm	10.2308.01
1040 mm	10.2310.01
1340 mm	10.2313.01
1740 mm	10.2317.01



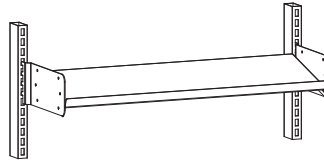
Shelves



Simple shelf

straight and 25° tiltable,
load capacity up to 20 kg

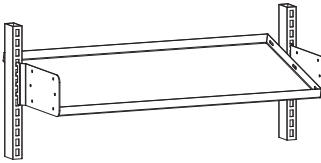
Dim.	Art. no.
660 x 210 mm	11.0121.11
860 x 210 mm	11.0221.11
660 x 270 mm	11.0127.11
860 x 270 mm	11.0227.11



Shelf with screwed bracket

tilting angle 0°, 15° and 30°,
load capacity up to 40 kg

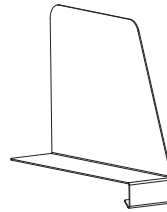
Dim.	Art. no.
660 x 270 mm	11.0127.21
860 x 270 mm	11.0227.21
1040 x 270 mm	11.0327.21



Shelf with screwed bracket

tilting angle 0°, 15° and 30°,
load capacity up to 40 kg

Dim.	Art. no.
660 x 400 mm	11.0140.21
860 x 400 mm	11.0240.21
860 x 600 mm	11.0260.21



File support for shelf with bracket

depth 270 mm

Dim.	Art. no.
270 x 200 mm	11.9009.01



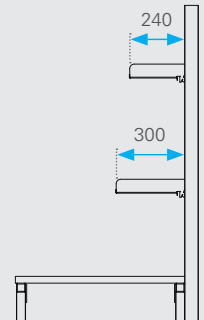
Rubber mat finely ribbed

Dim.	Standard	ESD
	Art. no.	Art. no.
660 x 210 mm	11.9001.00	11.9001.09
860 x 210 mm	11.9002.00	11.9002.09
660 x 270 mm	11.9003.00	11.9003.09
860 x 270 mm	11.9004.00	11.9004.09
1040 x 270 mm	11.9029.00	11.9029.09
660 x 400 mm	11.9005.00	11.9005.09
860 x 400 mm	11.9006.00	11.9006.09
400 x 400 mm	11.9007.00	11.9007.09
860 x 600 mm	11.9008.00	11.9008.09

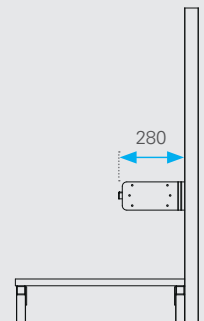


Dimensions (mm):

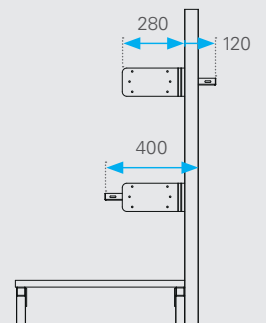
Simple shelf:



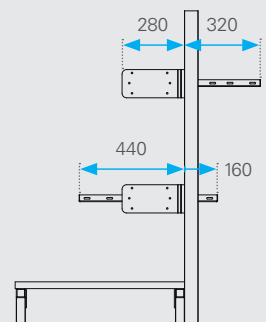
Shelf with screwed bracket:



Depth = 270 mm

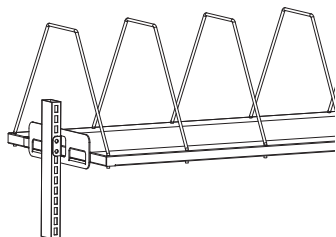


Depth = 400 mm



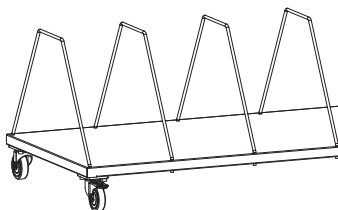
Depth = 600 mm

Shelves



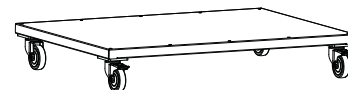
Carton divider shelf incl. divider elements
with heavy bracket, load capacity up to 50 kg

Dim.	Art. no.	div. elements
650 x 590 mm	11.0159.31	4
850 x 590 mm	11.0259.31	5
1040 x 590 mm	11.0359.31	5
1340 x 590 mm	11.0459.31	6
1740 x 590 mm	11.0559.31	8



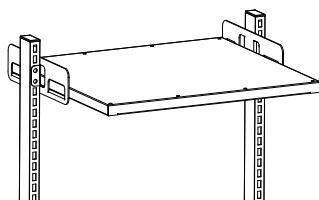
Carton divider shelf movable incl. divider elements
4 castors Ø 100 mm, 2 of them with brake, height 165 mm, load capacity up to 50 kg

Dim.	Art. no.	div. elements
650 x 590 mm	10.0159.41	4
850 x 590 mm	10.0259.41	5
1040 x 590 mm	10.0359.41	5
1340 x 590 mm	10.0459.41	6
1740 x 590 mm	10.0559.41	8



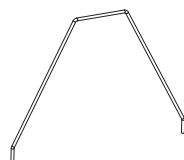
Movable shelf without divider elements
4 castors Ø 100 mm, 2 of them with brake, height 165 mm, load capacity up to 50 kg

Dim.	Art. no.
650 x 590 mm	10.0159.45
850 x 590 mm	10.0259.45
1040 x 590 mm	10.0359.45
1340 x 590 mm	10.0459.45
1740 x 590 mm	10.0559.45



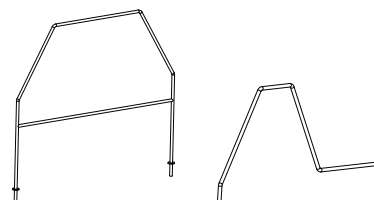
Carton divider shelf without divider elements
with heavy bracket, load capacity up to 50 kg

Dim.	Art. no.
650 x 590 mm	11.0159.35
850 x 590 mm	11.0259.35
1040 x 590 mm	11.0359.35
1340 x 590 mm	11.0459.35
1740 x 590 mm	11.0559.35



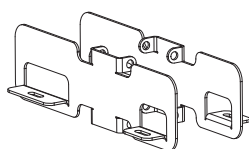
Divider element for carton divider shelf
standard

Dim.	Art. no.
560 x 345 mm	11.9050.01



Divider element for carton divider shelf
special sizes

Dim.	Art. no.
560 x 500 mm	11.9051.01
560 x 210 mm	11.9052.01

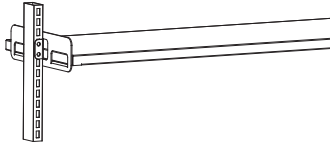


Pair of brackets heavy
for shelf and carton divider shelf

Dim.	Art. no.
360 x 100 mm	11.0000.32

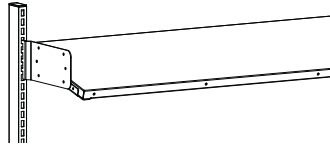


Shelves



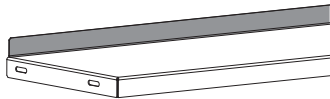
Shelf with heavy bracket
load capacity up to 50 kg

Dim.	Art. no.
650 x 400 mm	11.0140.31
850 x 400 mm	11.0240.31
1040 x 400 mm	11.0340.31
1340 x 400 mm	11.0440.31
1740 x 400 mm	11.0540.31




Heavy shelf with screwed bracket
inclination 0°, 15° and 30°, load capacity 50 kg

Dim.	Art. no.
650 x 400 mm	11.0140.41
850 x 400 mm	11.0240.41
1040 x 400 mm	11.0340.41
1340 x 400 mm	11.0440.41
1740 x 400 mm	11.0540.41



Back board for shelf
with heavy bracket, 30 mm overlap


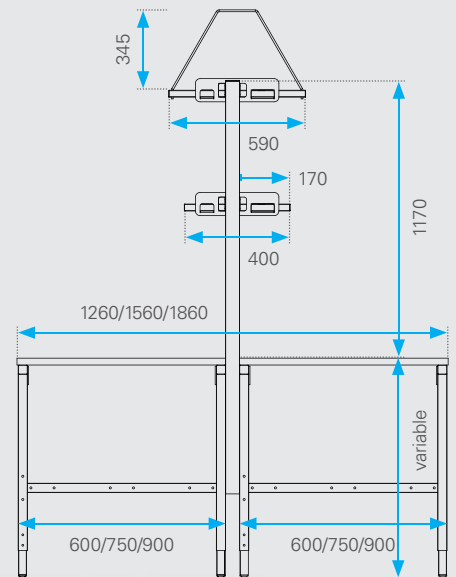
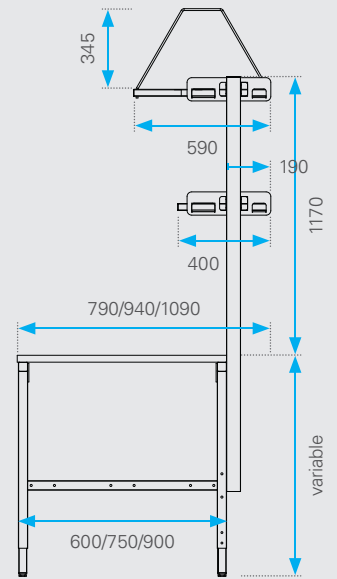
Dim.	Art. no.
650 mm	11.4006.01
850 mm	11.4008.01
1040 mm	11.4010.01
1340 mm	11.4013.01
1740 mm	11.4017.01



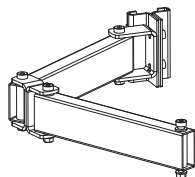
File support for shelf with heavy bracket
depth 400 mm

Dim.	Art. no.
400 x 250 mm	11.9009.02

Dimensions (mm):



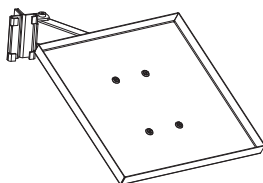
Swivel arm accessories



Basic 2-piece, with three joints

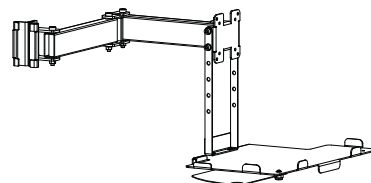
swivel radius 640 mm, capacity max. 15 kg

Radius	Art. no.
640 mm	11.6000.01



Complete with tiltable shelf

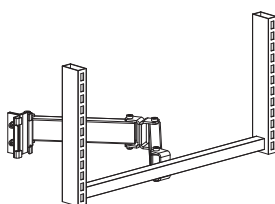
Shelf area	Art. no.
400 x 400 mm	11.6003.01
400 x 600 mm	11.6004.01



Complete with monitor holder

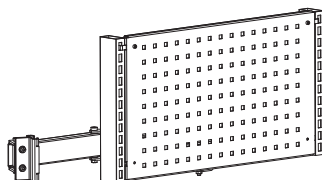
and keyboard/mouse shelf pivotable

Art. no.
11.6002.01



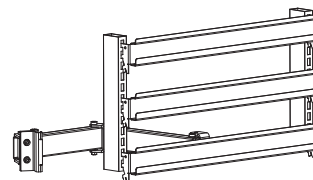
Complete with Multi attachment

Art. no.
11.6010.01



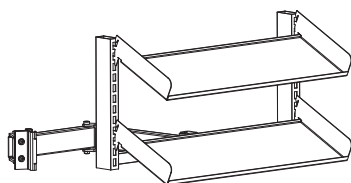
Type 1 complete including perforated panel 660 x 370 mm

Art. no.
11.6011.01



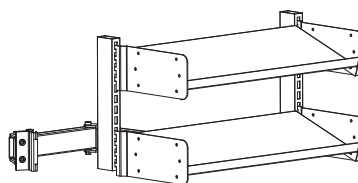
Type 2 complete including 3 suspension rails, length 660 mm

Art. no.
11.6012.01



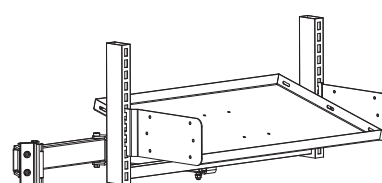
Type 3 complete including 2 single shelves 660 x 210 mm

Art. no.
11.6013.01



Type 4 complete including 2 shelves with screwed brackets 660 x 270 mm

Art. no.
11.6014.01

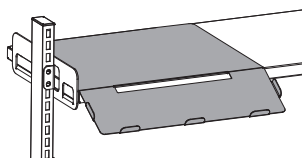


Type 5 complete including 1 shelf with screwed brackets 660 x 400 mm

Art. no.
11.6015.01

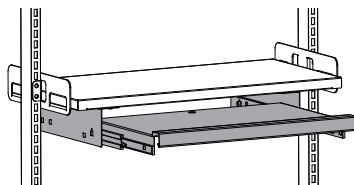


EDP accessories



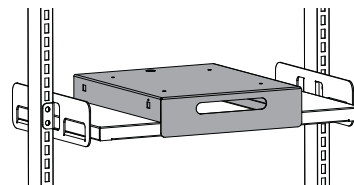
Keyboard shelf
for hooking onto a shelf d = 400 mm

Shelf area (w x d)	Art. no.
484 x 150 mm	10.9028.01



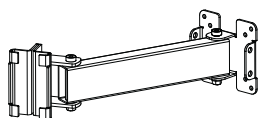
Keyboard pull-out shelf with separate mouse shelf pivotable, external: 553 x 400 x 110 mm, 100 % extendable

Shelf area (w x d)	Art. no.
520 x 365 mm	10.9029.01



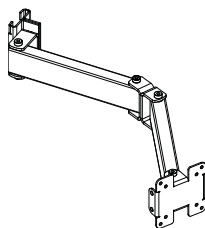
Pull-out shelf 100 % extendable
for label printers etc.,
max. bearing capacity 50 kg

Shelf area (w x d x h)	Art. no.
350 x 408 x 60 mm	10.9040.01



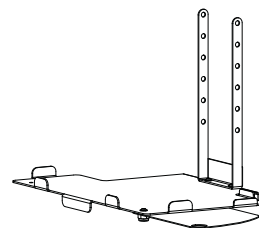
Swivel arm 1-piece
complete with monitor holder VESA standard,
bearing capacity 15 kg

Radius	Art. no.
300 mm	11.6101.01



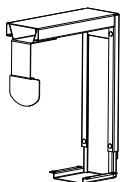
Swivel arm 2-piece
complete with monitor holder VESA standard,
bearing capacity 15 kg

Radius	Art. no.
600 mm	11.6001.01



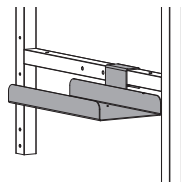
Pivotable keyboard/mouse shelf to fit swivel arm
variable height

Shelf area (w x d)	Art. no.
484 x 150 mm	11.6102.01



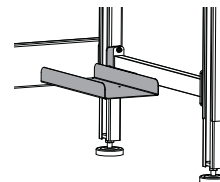
PC universal holder for securing to the worktop, load capacity up to 20 kg

Dim. (w x d)	Art. no.
70 – 230 x 330 – 540 mm	00.3510.01



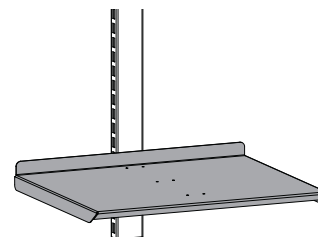
PC holder for ERGO-Basic

Dim. (w x d)	Art. no.
200 x 440 mm	00.3500.01



PC holder for ERGO-Forte/ERGO-Vario Plus

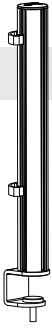
Dim. (w x d)	Art. no.
200 x 440 mm	04.3500.01



Universal shelf on perforated profile section
bearing capacity max. 30 kg

Dim. (w x d)	Art. no.
420 x 520 mm	10.9041.01

EDP accessories

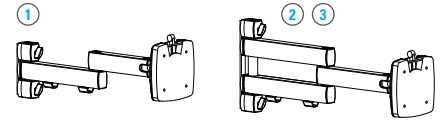


NOVUS TSS column

table mount with system clamp, length 545 mm



Holder on perforated profile for folding arm
including fastening clips, also suitable for double workstations



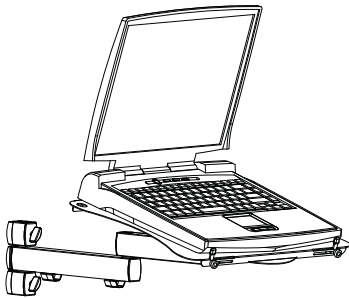
NOVUS TSS folding arm

for securing to the TSS column or holder on the perforated profile, infinitely adjustable, VESA 75/100 Quick-fit fastener

Board thickness	Art. no.
14 – 40 mm	11.6050.01
5 – 70 mm	11.6051.01

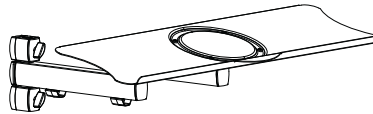
Length	Art. no.
445 mm	11.6053.01
890 mm	11.6054.01

Range/bearing capacity	Art. no.
450 mm/10 kg ①	11.6055.01
505 mm/15 kg ②	11.6056.01
705 mm/10 kg ③	11.6057.01

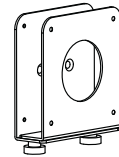


NOVUS TSS notebook holder

for securing to the TSS column or holder on the perforated profile, infinitely adjustable, load capacity up to 10 kg



NOVUS TSS keyboard holder
can be rotated and swivelled 45°, shelf area (w x d) 640 x 172 mm



NOVUS Thin Client holder attachment to TSS column or between VESA mounting bracket (100 x 100 mm) and monitor, PC width 35 – 53 mm, max. bearing capacity 7,5 kg

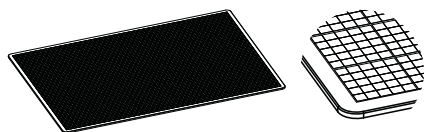
Shelf area (w x d)	Art. no.
404 x 288 mm	11.6062.01

Range	Art. no.
528 mm	11.6060.01
728 mm	11.6061.01

Dim.	Art. no.
125 x 132 mm	11.6065.01



Accessories for worktops

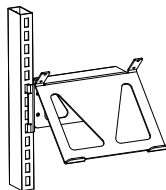


Cutting mat transparent
for cutting without leaving marks,
with a grid printed on one side

Dim. (wxdxh)	Art. no.
900 x 600 x 3 mm	11.9025.01

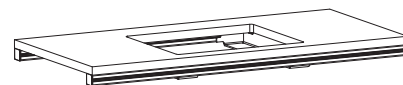
Other versions on request.

Accessories for weighing scales



Holder for weighing scales display
including column mount

Dim. (wxd)	Art. no.
248 x 200 mm	11.9013.01

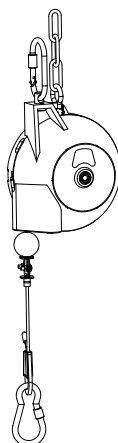


Additional price cut-out section for package
weighing scales, e.g. dimensions 400 x 500 x 100
mm, incl. holder for scales, for all top types and
sizes, cut-out section left or right on request

Table depth	Art. no.
600 mm	20.9000.28
750 mm	20.9001.28
900 mm	20.9002.28

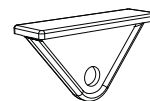
Other dimensions on request.

Cantilever arm accessories




Spring balancer
Die-cast aluminium housing, steel cable
diameter 2 mm, 1,6 m cable travel,
infinitely adjustable

Bearing capacity	Art. no.
0,4 – 1,0 kg	11.9019.00
1,0 – 2,0 kg	11.9020.00
2,0 – 3,0 kg	11.9021.00

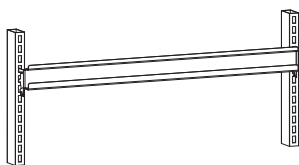


Plastic guide for aluminium profile rail
for attaching spring balancer

Art. no.
11.9015.10

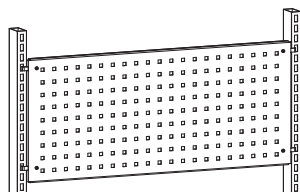


Supports and holders



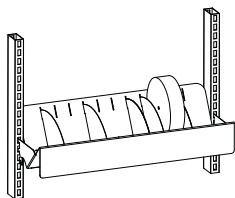
Suspension rail for attaching open storage boxes (see p. 71)

Dim.	Art. no.
660 mm	11.2106.11
860 mm	11.2108.11
1040 mm	11.2110.11



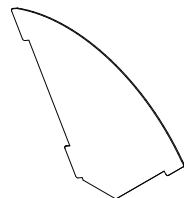
Perforated panel for attaching tool holders

Dim.	Art. no.
660 x 370 mm	11.2006.11
860 x 370 mm	11.2008.11
1040 x 370 mm	11.2010.11
1350 x 370 mm	11.2013.11
1750 x 370 mm	11.2017.11



Label holder
for label shelf up to Ø 180 mm,
including 5 divider elements

Dim.	Art. no.
660 mm	11.2306.11
860 mm	11.2308.11
1040 mm	11.2310.11




Divider element for label holder, individual

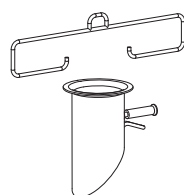
Art. no.
11.2301.00



Suspension device for chip material
can be swivelled 360°,
max. 2500 mm high



Art. no.
11.9031.01



Pourer with bracket and chip bag mount

Art. no.
11.9030.01

Open storage boxes for suspension rail

Length 660 mm

Box size 102 x 90 x 50 mm = 6 items

Box size 105 x 170 x 75 mm = 6 items

Box size 150 x 230 x 125 mm = 4 items

Length 860 mm

Box size 102 x 90 x 50 mm = 8 items

Box size 105 x 170 x 75 mm = 8 items

Box size 150 x 230 x 125 mm = 5 items

Length 1040 mm

Box size 102 x 90 x 50 mm = 9 items

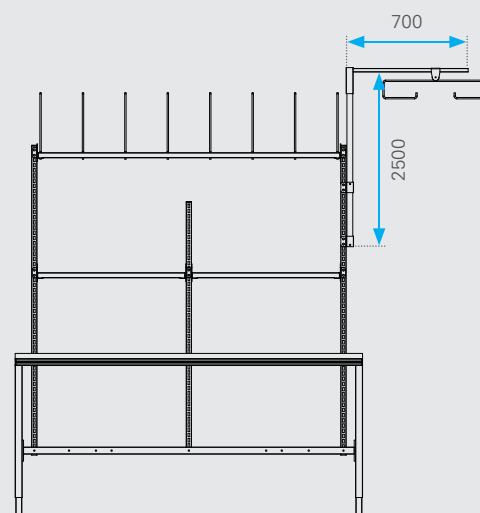
Box size 105 x 170 x 75 mm = 9 items

Box size 150 x 230 x 125 mm = 6 items

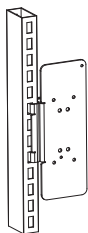


Open storage boxes, see p. 71.

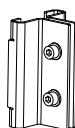
Dimensions of suspension device (mm):



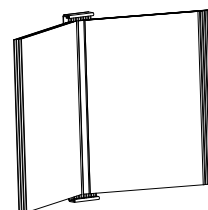
Universal holders



Universal holder including column mount
with support plate to fit a document holder,
electrical and compressed air components



Column mount individual
adjustable in 30:30 mm increments



Document holder with 10 x A4 document sleeves for attaching to the universal holder

Dim.	Art. no.
90 x 250 mm	11.9010.01

Art. no.
11.9011.01

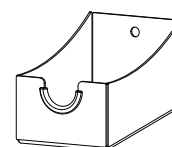
	Standard	magnetic
Dim. (w x h)	Art. no.	Art. no.
230 x 320 mm	11.9012.01	11.9012.11

Miscellaneous



Bottle holder for attaching to a perforated
profile section or perforated panel

Dim.	Art. no.
Ø 90 mm	11.9045.01

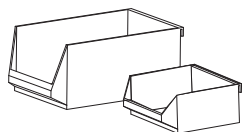


Adhesive tape dispenser holder for attaching
to a perforated profile section or perforated panel

Dim. (w x d x h)	Art. no.
108 x 148 x 70 mm	11.9046.01

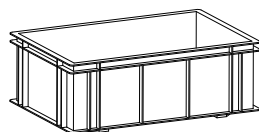


Container accessories



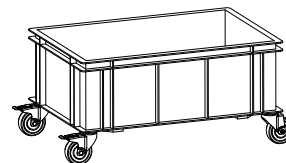
Open storage boxes made of polypropylene

* including bracket for attaching to the suspension rail, see p. 69



Polypropylene Euro containers

bottom and side walls closed, stackable




Waste container movable

4 castors Ø 100 mm

Dim. (wxdxh)	Standard blue	ESD black	
102 x 90 x 50 mm *	Art. no. 15.0001.00	Art. no. 15.0001.09	
105 x 170 x 75 mm *	Art. no. 15.0002.00	Art. no. 15.0002.09	
150 x 230 x 125 mm *	Art. no. 15.0003.00	Art. no. 15.0003.09	
213 x 330 x 150 mm	Art. no. 15.0004.00	Art. no. 15.0004.09	

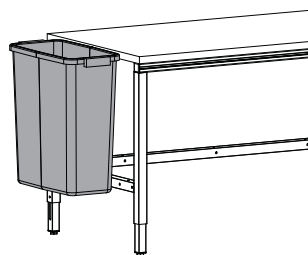
Dim. (wxdxh)	Standard grey	ESD black	
300 x 400 x 120 mm	Art. no. 15.0005.00	Art. no. 15.0005.09	
300 x 400 x 175 mm	Art. no. 15.0006.00	Art. no. 15.0006.09	
300 x 400 x 210 mm	Art. no. 15.0009.00	Art. no. 15.0009.09	
400 x 600 x 120 mm	Art. no. 15.0007.00	Art. no. 15.0007.09	
400 x 600 x 210 mm	Art. no. 15.0008.00	Art. no. 15.0008.09	

Dim. (w x d x h)	Art. no.
600 x 800 x 555 mm	10.9000.40

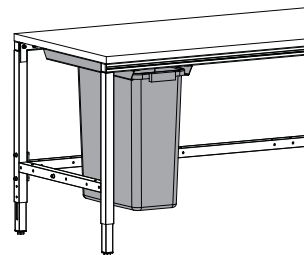


Multipurpose PP container

60 L, Dim. 280 x 555 x 585 mm (wxdxh), impact resistant and easy to clean, colour: grey, optional trolley with 4 swivel castors, ground clearance 65 mm, dark grey



Multi-purpose container with side bracket for ERGO-Basic



Multi-purpose container with holder underneath table with guide rail, extendable

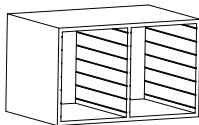
	Art. no.
Container	15.0200.00
Trolley	15.0201.00

	Art. no.
Container with holder	15.0205.00

ERGO-Basic depth	Art. no.
600 mm	15.0206.00
750 mm	15.0207.00
900 mm	15.0208.00

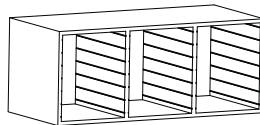


Mail sorting system



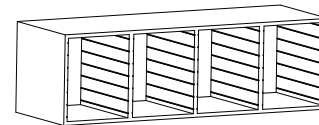
Add-on unit empty
1 row, 2 compartments

Dim. (wxdxh)	Art. no.
600 x 400 x 367 mm	10.9100.00



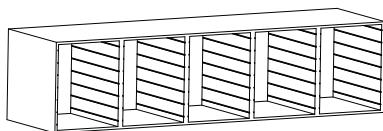
Add-on unit empty
1 row, 3 compartments

Dim. (wxdxh)	Art. no.
900 x 400 x 367 mm	10.9101.00



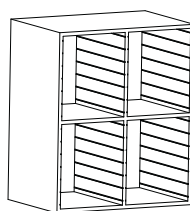
Add-on unit empty
1 row, 4 compartments

Dim. (wxdxh)	Art. no.
1200 x 400 x 367 mm	10.9102.00




Add-on unit empty
1 row, 5 compartments

Dim. (wxdxh)	Art. no.
1500 x 400 x 367 mm	10.9103.00




Add-on unit empty
2 rows high, 4 compartments

Dim. (wxdxh)	Art. no.
600 x 400 x 715 mm	10.9105.00



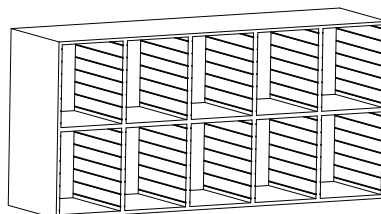
Add-on unit empty
2 rows high, 6 compartments

Dim. (wxdxh)	Art. no.
900 x 400 x 715 mm	10.9106.00



Add-on unit empty
2 rows high, 8 compartments

Dim. (wxdxh)	Art. no.
1200 x 400 x 715 mm	10.9107.00



Add-on unit empty
2 rows high, 10 compartments

Dim. (wxdxh)	Art. no.
1500 x 400 x 715 mm	10.9108.00

Stacking height with evenly spaced slide-in shelves or trays (mm):

336	160	110	75	50	50
			75	75	50
			75	50	50
			75	75	50
			75	50	50

Module, empty

1 slide-in shelf

2 slide-in shelves

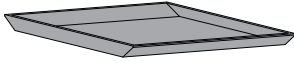
3 slide-in shelves

4 slide-in shelves

5 trays

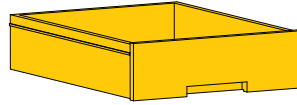


Accessories for mail sorting system



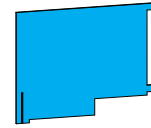
Sliding shelf

colour light grey, labelling material ② ③



Drawers

colour light grey, internal dimensions
252 x 355 mm (w x d), labelling material ①

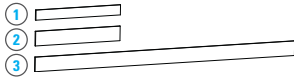


Dividing plate vertical

Internal dim. (w x d x h)	Art. no.
273 x 390 x 20 mm	10.9150.00

Dim. (height)	Art. no.
21 mm (12 drawers)	10.9155.00
49 mm (6 drawers)	10.9160.00
77 mm (4 drawers)	10.9165.00

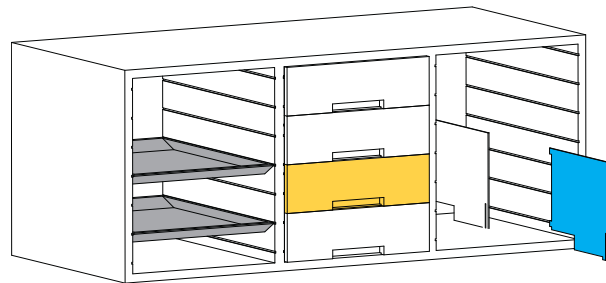
Dim. (height)	Art. no.
170 mm	10.9170.00



Labelling material

Sleeves with paper strips, 10 items per bag

Dim.	Art. no.
85 x 9 mm ①	10.9175.00
85 x 13 mm ②	10.9176.00
261 x 13 mm ③	10.9177.00







Chairs – Neon



Flex strip
available in four colours

Colours

Happy orange
Mars green
Ocean blue
Cool grey



Neon work chair with glides

height adjustable with gas spring from 450 – 620 mm, synchronisation mechanism, without upholstery



Variant	Art. no.
Standard	14.0020.00
ESD	14.0020.09



Neon work chair with castors

height adjustable with gas spring from 450 – 620 mm, synchronisation mechanism, without upholstery



Variant	Art. no.
Standard	14.0021.00
ESD	14.0021.09



Neon work chair with glides and step-up aid

height adjustable with gas spring from 590 – 870 mm, synchronisation mechanism, without upholstery



Variant	Art. no.
Standard	14.0022.00
ESD	14.0022.09



Neon integral foam upholstery

can be fitted subsequently, seat height + 20 mm



	Standard	ESD
Colour	Art. no.	Art. no.
Blue	14.0030.00	–
Black	–	14.0031.09



Neon Duotec textile upholstery

can be fitted subsequently, seat height + 20 mm



	Standard	ESD
Colour	Art. no.	Art. no.
Blue	14.0040.00	14.0040.09
Black	14.0041.00	14.0041.09



Neon Supertec

can be fitted subsequently, seat height + 20 mm



	Standard	ESD
Colour	Art. no.	Art. no.
Blue	14.0050.00	–
Black	14.0051.00	–

Neon: Contact backrest with seat inclination adjustment



Chairs – Nexxit

Nexxit: Contact backrest with seat inclination adjustment



Handles – available in five colours



Blue – 3277



Grey – 3278



Orange – 3279



Green – 3280



Black (ESD)
– 3218



Handleless –
3001



Nexxit work chair with glides

contact backrest, seat height adjustment range from 450 – 600 mm




Nexxit work chair with castors


contact backrest, seat height adjustment range from 450 – 600 mm




Nexxit work chair with glides and foot ring

contact backrest, seat height adjustment range from 570 – 820 mm

	Standard	ESD 
Cover	Art. no.	Art. no.
Duotec fabric	14.0060.00	14.0060.09
Magic synthetic leather	14.0061.00	14.0061.09
Integral foam (PU)	14.0062.00	14.0062.09
Supertec	14.0063.00	14.0063.09

	Standard	ESD 
Cover	Art. no.	Art. no.
Duotec fabric	14.0065.00	14.0065.09
Magic synthetic leather	14.0066.00	14.0066.09
Integral foam (PU)	14.0067.00	14.0067.09
Supertec	14.0068.00	14.0068.09

	Standard	ESD 
Cover	Art. no.	Art. no.
Duotec fabric	14.0070.00	14.0070.09
Magic synthetic leather	14.0071.00	14.0071.09
Integral foam (PU)	14.0072.00	14.0072.09
Supertec	14.0073.00	14.0073.09

NOTE

Manufacturer's warranty

10-year warranty for all chairs, standing aids and stools, including pneumatic springs and mechanisms.



Standing aids/stools



Standing aid Fin

comfortable seat made of soft-touch PU foam in black, aluminium frame, gas spring height adjustment 660 – 930 mm



Variant	Art. no.
Standard	14.0000.00
ESD	14.0000.09



Industrial standing aid

integral foam cover in black, ultra-flat disc base, adjustable seat inclination, 360° rotation, gas spring height adjustment 650 – 850 mm



Variant	Art. no.
Standard	14.0300.00
ESD	14.0300.09



Industrial standing aid with footrest

integral foam cover in black, foldable frame in black, adjustable seat inclination, 360° rotation, ratchet mechanism height adjustment 640 – 840 mm

Variant	Art. no.
Standard	14.0310.00

Footrest



Type 2 swivel stool with castors

imitation leather cover in black, steel cruciform base in black, release ring, seat height 460 – 630 mm

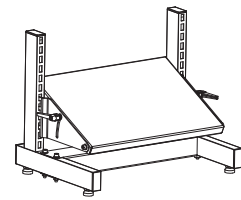


Work stool Flex 1 with castors

cover made of soft-touch PU foam in black, plastic cruciform base in black, gas spring height adjustment 450 – 650 mm

Variant	Art. no.
Imitation leather	14.0200.00

Variant	Art. no.
Soft-touch PU foam	14.0210.00



Free-standing footrest, ESD

height adjustable in 30:30 mm increments, footrest can be tilted to any angle

Dim.	Art. no.
500 x 350 mm	00.3300.01








The positive effect of floor mats in the workplace is undisputed, whether you opt for an economical anti-fatigue mat made of PUR or a high-quality ergonomic mat. Standing for long periods of time on hard, unheated concrete floors places strain on the musculoskeletal system and causes fatigue. Ergonomic floor mats increase well-being, provide motivation and boost performance.





Workstation floor mats



Ergopurtec with round pastilles
for dry standing workstations,
height 13 mm, bevelled outer edge,
polyurethane, colour black

Ergopurtec with flat pastilles
for dry standing workstations,
height 13 mm, bevelled outer edge,
polyurethane, colour black

	Standard	ESD 
Dim.	Art. no.	Art. no.
960 x 660 mm	15.5020.00	15.5020.09
1260 x 660 mm	15.5022.00	15.5022.09
1860 x 660 mm	15.5024.00	15.5024.09

	Standard	ESD 
Dim.	Art. no.	Art. no.
960 x 660 mm	15.5030.00	15.5030.09
1260 x 660 mm	15.5032.00	15.5032.09
1860 x 660 mm	15.5034.00	15.5034.09

Floor mats

Special sizes on request.

Special sizes on request.

ADVANTAGES:

The multi-functional ergonomic mat with the ARG seal of quality

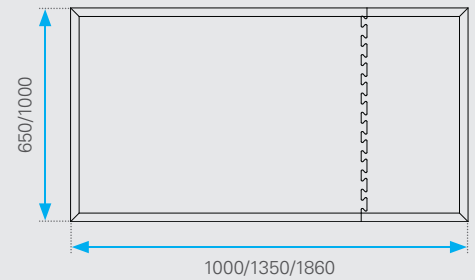
- Shock-absorbing effect reduces symptoms of fatigue
- Comfortable rubber mat for dry and wet workstations
- High-quality material protects against detrimental cold floors
- High resistance to slipping and rolling up (mat weight approx. 20 kg)

New – Ergolastec Vario

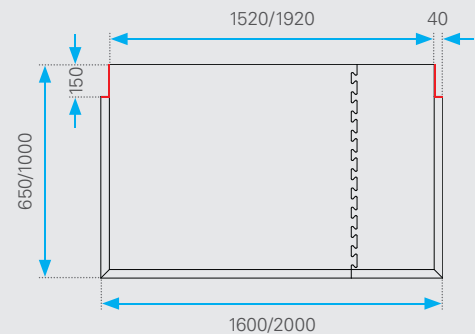
- Bright and high-quality workstation mat
- Very easy to clean – wipeable surface
- Easily turned, on account of the new surface
- Dissipative design – ESD

Dimensions (mm):


Ergolastec Basic/Vario:



Ergolastec Basic/Vario EL:



With cut-out around the feet for optimum position.



Ergolastec Basic for dry and humid workplaces, height 16 mm, bevelled outer edge, new rubber compound black, hardness 55 Shore A, 5-year warranty

Ergolastec Vario for dry and humid workplaces, height 16 mm, bevelled outer edge, new rubber compound light grey, hardness 55 Shore A, 5-year warranty



ESD earthing cable with push button for type EL

Dim.	Standard	ESD
	Art. no.	Art. no.
650 x 1000 mm	15.5070.00	15.5070.09
1350 x 1000 mm	15.5072.00	15.5072.09
1860 x 1000 mm	15.5073.00	15.5073.09
1600 x 1000 mm EL	15.5075.00	15.5075.09
2000 x 1000 mm EL	15.5076.00	15.5076.09

Special sizes on request.

Dim.	Standard	ESD
	Art. no.	Art. no.
650 x 1000 mm	15.5060.00	15.5060.09
1350 x 1000 mm	15.5062.00	15.5062.09
1860 x 1000 mm	15.5063.00	15.5063.09
1600 x 1000 mm EL	15.5065.00	15.5065.09
2000 x 1000 mm EL	15.5066.00	15.5066.09

Special sizes on request.

	CH	D
	Art. no.	Art. no.
ESD earthing cable	15.5059.09	15.5059.19

NOTE

ESD floor mats

Rubber mat according to EN 61340-4-1 electrically conductive, surface resistance $\leq 10^5$ ohms.



Lighting

- **Robust aluminium housing, natural, anodized**
- **Dimmable as standard, incl. memory function**
- **Light colours available in 4000/5000/6500 Kelvin**
- **Anti-glare with microprismatic lens and diffuser foil**
- **230 V connection with Wieland plug-in system, 3 m cable, black**

LED system lights

Designation	Dimensions	LED output	Emax. 1 metre	Light colour	CH	D
					Art. no.	Art. no.
LED system lighting S1	35 x 111 x 585 mm	16 W	1118 Lux	5000 Kelvin	15.1030.00	15.1030.10
LED system lighting S2	35 x 111 x 870 mm	24 W	1534 Lux	5000 Kelvin	15.1031.00	15.1031.10
LED system lighting S3	35 x 111 x 1150 mm	32 W	1843 Lux	5000 Kelvin	15.1032.00	15.1032.10
LED system lighting S4	35 x 111 x 1435 mm	40 W	2052 Lux	5000 Kelvin	15.1033.00	15.1033.10

Colour rendering index CRI > 80 according to ASR A3.4, lifetime 72'000 h (L80/B10), protection class IP 20



Cable fix set for hole profiles
5-piece set for mounting to hole profile, incl. cable ties

Art. no.
15.1041.00



Cable fix set for 30 x 30 aluminum profiles
Set of 5 pieces for attachment to 30 x 30 mm aluminum profile, incl. cable tie

Art. no.
15.1042.00



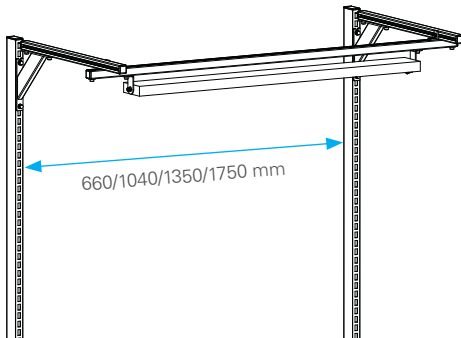
Lamp attachment kit
for attaching to carton divider shelf or shelf, magnetic

Dim.
Ø 40 mm

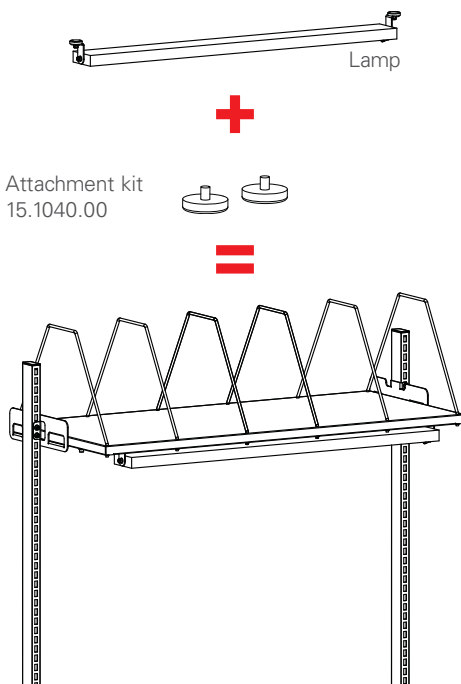
Art. no.
15.1040.00

See attachment page 83.

Attached to aluminium profile rail
for general grid widths



Attached to carton divider shelf
or shelf



Bracket for lamp, swivelling
angle bracket for optimal positioning
of the lamp



LED-RLL PRO ring magnifier lamp



21 LEDs arranged in a ring for uniform, shadow-free light

LED cover made of impact-resistant polycarbonate

Ring magnifier lamp with articulated arm LED-RLL PRO 8 W
round lens Ø 120 mm, 5000 Kelvin/CRI > 90, incl. power supply with Euro plug, screw-on flange 60 x 60 mm

	Art. no.
RLL PRO 3 dioptries	15.1050.00
RLL PRO 5 dioptries	15.1051.00
RLL PRO 3 ESD dioptries	15.1050.09
RLL PRO 5 ESD dioptries	15.1051.09



LED-RLL MASTER Magnifier Lamp



LED segments, switchable to 3 light scenes:

- All segments; uniform area light
- Left and right segment; to emphasize structures
- Rear segment; oblique light with strong shadow formation

Ring magnifier lamp, silver/black, 48xLED-RLL MASTER
5300 Kelvin/CRI > 90, infinitely dimmable, 3 light scenes, biconvex glass lens, Ø 150 mm, incl. power plug and screw-on flange 60 x 60 mm

	CH	D
	Art. no.	Art. no.
Master 3 dioptries	15.1052.00	15.1052.10
Master 6 dioptries	15.1053.00	15.1053.10



LED articulated arm lamps



LED 12W articulated arm lamp

Lamp head width 350 mm, arm length 380 + 445 mm, with microprismatic lens and PET diffuser lens, incl. power cord and screw-on flange 60 x 60 mm

	CH	D
Light colour	Art. no.	Art. no.
5000 Kelvin	15.1061.00	15.1061.10



LED 24W articulated arm lamp

Lamp head width 585 mm, arm length 380 + 445 mm, infinitely dimmable, with microprismatic lens and PET diffuser lens, incl. power cord and screw-on flange 60 x 60 mm

	CH	D
Light colour	Art. no.	Art. no.
5000 Kelvin	15.1063.00	15.1063.10

Colour rendering index CRI > 80, lifetime 72,000 h (L80/B10)

Brackets



Bracket for lights

incl. mounting hardware





	Art. no.
Perforated profile section bracket	15.1005.09
Clamp 16 – 85 mm	15.1006.09

NOTE

- 3D joint on lamp head for large adjustment range
- Robust friction joint arm made of aluminium, with spring support in the centre and foot joint





- Robust aluminium housing, natural, anodized
- Electric lifting element for lifting and lowering objects
- Optimal for high cardboard boxes and heavy products up to 100 kg
- Stroke range can be individually adjusted
- With integrated scale on request

NOTE

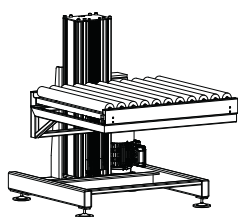
N.B.:

When a lifting element is located next to an ERGO-Basic table, a perforated panel must be attached to the neighbouring table subframe at all times – risk of getting jammed!

Lifting element

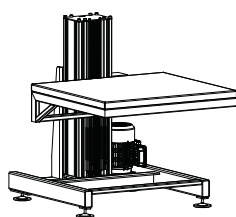
Lifting element electric for raising and lowering high boxes, work surface with rollers for extra-light handling, top edge of work surface can be adjusted manually.

Lifting element



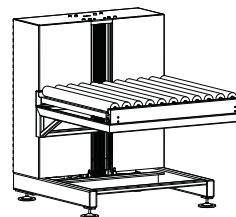
Electric lifting element with roller conveyor

Dimensions: 710 x 910 x 850 mm (wxdxh)
 Worktop: 710 x 670 mm (wxd)
 Top stop: 820 mm
 Bottom stop: 370 mm
 Stroke range: Max. 450 mm
 Lifting weight: 100 kg
 Stroke speed: 120 mm/sec.
 Operation: Incl. up/down footswitch
 Mains voltage: 230 V 50 Hz



Electric lifting element with chrome steel surface finish

Dimensions: 710 x 910 x 850 mm (wxdxh)
 Worktop: 710 x 670 mm (wxd)
 Top stop: 800 mm
 Bottom stop: 350 mm
 Stroke range: Max. 450 mm
 Lifting weight: 100 kg
 Stroke speed: 120 mm/sec.
 Operation: Incl. up/down footswitch
 Mains voltage: 230 V 50 Hz



Lifting element superstructure cladding


670 x 220 x 720 mm (wxdxh),
 RAL 9006 white aluminium

Art. no.
12.1000.01

Art. no.
12.1000.02

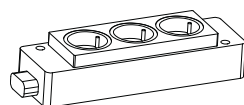
Art. no.
12.1000.10

Power accessories



Suspension rail for attaching electrical components

can be attached in 30:30 mm increments

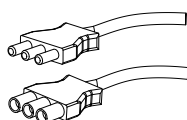


Socket strip

3-way power outlet T13/Schuko, with plug and socket, Wieland system

Dim.	Art. no.
660 mm	11.2206.11
860 mm	11.2208.11
1040 mm	11.2210.11

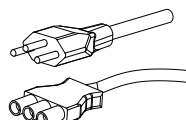
	CH	D
Dim. (wxdxh)	Art. no.	Art. no.
200 x 60 x 45 mm	15.2001.00	15.2001.10



Connecting cable, black

with plug and socket, Wieland system

Dim.	Art. no.
500 mm	15.2005.00
2500 mm	15.2006.00
5000 mm	15.2007.00


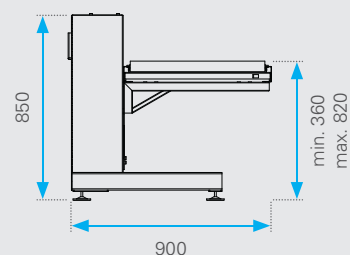
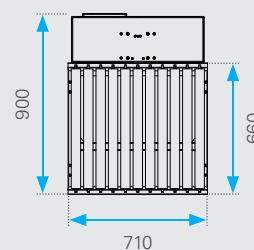
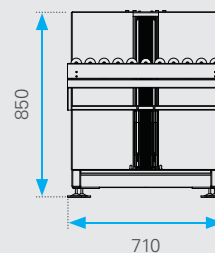


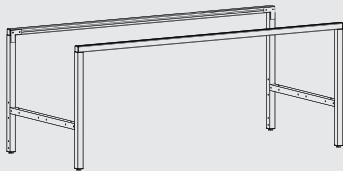
Mains cable CH/D, black

Wieland system

	CH	D
Dim.	Art. no.	Art. no.
3000 mm	15.2004.00	15.2004.10

Dimensions Lifting element (mm):





Base frames/transport trolleys
ERGO-line table frames generally always feature a RAL 9006 white aluminium dissipative powder coating (see matrix on page 24/25).



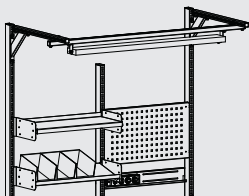
Drawer units
Matching drawer units made of powder-coated sheet steel, including dividers (see page 56).



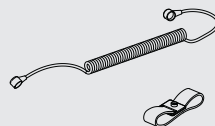
Worktops
Dissipative worktops with volume-conductive core and 2 mm ABS edges, manufactured according to DIN EN ISO 9001 guidelines (see pages 50 to 53).



Chairs
High-quality work chairs, standing aids, and stools with various surfaces, for a well-furnished ESD workstation (see pages 76 to 78).



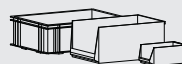
Add-on units
The ERGO-line add-on units, just like the table frames, always have a dissipative powder-coating and are conductive throughout.



ESD accessories
Complete range of equipment to convert a standard workstation into an ESD workstation. Table covering, earth bonding plug, wrist strap, and spiral cable.



Floor mats
Standing workstations are supplemented with ergonomic floor mats, also in a dissipative design (see page 80).



Container
Transparent storage box for hanging rails or shelves. Euro containers in a black ESD design, for storage shelves or transport trolleys (see page 71).



ERGO-line has many years of experience in the manufacture of ESD workstations. All steel parts feature a standard dissipative powder coating (table frames and add-on units). Drawer units, chairs, containers and floor mats in a dissipative design complete the range.

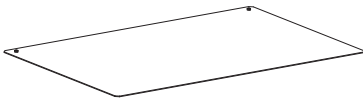
SURFACES



All table frames, accessories and transport trolleys are powder coated in dissipative paint, according to IEC 61340-5-1.

ESD protection made easy

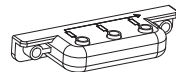
ESD accessories



ESD work mats

resistant to chemicals and drops of solder, 2 mm thick, with 10 mm snap fastener connector

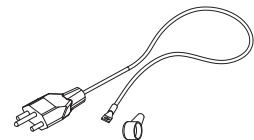
Dim.	Art. no.
610 x 910 mm	15.3000.09
610 x 1220 mm	15.3001.09



ESD earthing module

3 snap fastener connectors 10 mm, each with 1 MOhm protective resistor, for earthing on the table frame

Art. no.
15.3002.09



Earthing plug, 2,5 m earth cable

with snap fastener or eyelet and connected plug, 1 MOhm protective resistor

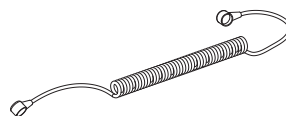
	CH	D
Dim.	Art. no.	Art. no.
2,5 m	15.3005.09	15.3005.19



ESD wrist strap

elastic, adjustable, with 10 mm snap fastener connector

Art. no.
15.3003.09




ESD spiral cable

with 10 mm snap fasteners on each side, 1 MOhm protective resistor each, 2,0 m

Art. no.
15.3004.09

NOTE

Each ESD workstation is equipped with an earthing plug art. no. 15.3005.09/19 and grounded to a power socket via the same.



Material supply is a crucial issue on the workstation. ERGO-line offers the most varied options depending on the size and quantity of the material. Optimum positioning saves valuable space and reduces distances for order picking. This results in time saving and increased productivity.





- Maximum flexibility for material supply
- Accessories compatible, everything in the same grid widths
- For the use of Euro containers and open storage boxes
- Equipped with angle brackets and/or roller tracks
- ESD version as standard

Feed/material supply

All components are height adjustable in 30:30 mm increments and can be tilted to the desired position.

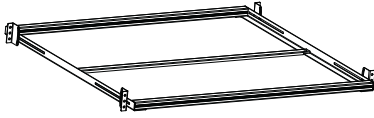
The required material in the right place in the right quantity.



Feed/material supply

Material supply according to the FIFO principle. The basic frame can be positioned as a central material supply unit or also immediately behind the workstation. Two basic elements can also be placed behind each other where needed.

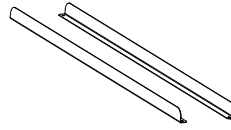
Accessories for single feeder



Feeder shelf

bearing capacity max. 100 kg/shelf, height and inclination angle adjustable as desired


Dim. (wxd)	Art. no.
1350 x 1300 mm	16.1010.00



Angle brackets for feeder

can be used as lateral end pieces or for fitting Euro containers, 2 in a set

Dim.	Art. no.
1300 mm	16.2004.00



Roller track for feeder

for easy conveyance of Euro containers and open storage boxes, including support tray, 2 in a set


	Standard	ESD
Dim.	Art. no.	Art. no.
1300 mm	16.2023.00	16.2023.09



Angle stop for feeder shelf

serves as front stop, galvanised

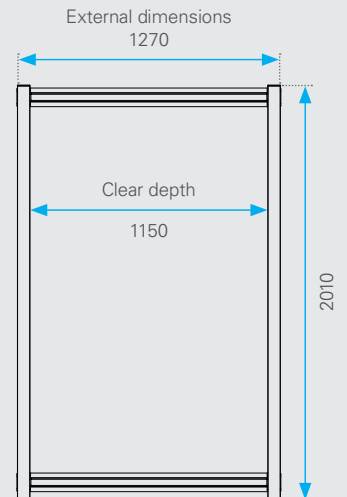
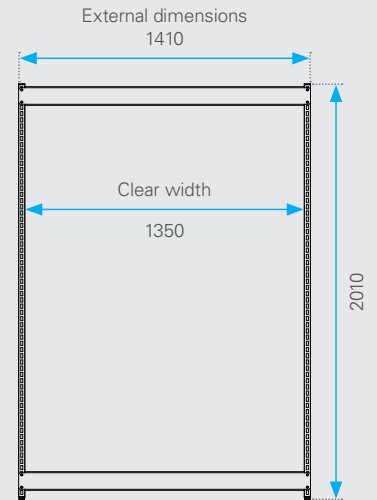
Art. no.
16.2050.00



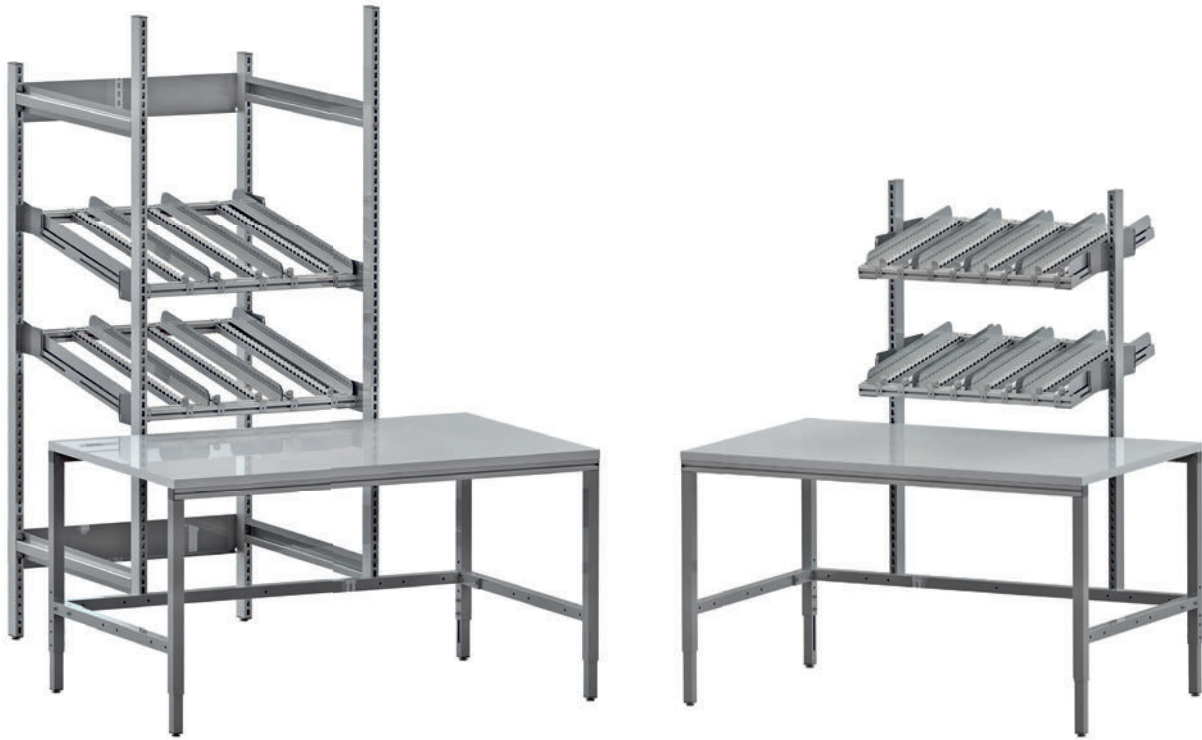
Basic frame for feeder bearing capacity max. 500 kg, including 4 levelling feet

Dim. (wxdxh)	Art. no.
1410 x 1270 x 2010 mm	16.0010.00

Dimensions (mm):



The feeder shelves are height adjustable in 30:30 mm increments and can be moved to the desired position. All feet are provided with levelling screws to compensate for uneven areas. System width of 1350 mm for the use of 3 Euro containers each with a width of 400 mm, or 2 Euro containers 600 mm wide.




Depending on the size and weight of the containers, the frames for the feeder can be mounted directly on the add-on units or, with an additional element, on the add-on units of the work table.

The feeders can be secured to all table frames at a uniform height. Height adjustable versions with rear add-on unit on request.



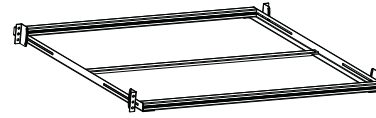
Feeder accessories secured to table



Angle brackets for feeder

can be used as lateral end pieces or for fitting Euro containers, 2 in a set


Dim.	Art. no.
400 mm	16.2001.00
639 mm	16.2002.00
900 mm	16.2003.00
1300 mm	16.2004.00



Feeder shelf

bearing capacity max. 100 kg/shelf, height and inclination angle adjustable as desired

Width	660 mm	860 mm	1350 mm	1750 mm
Dim. (Depth)	Art. no.	Art. no.	Art. no.	Art. no.
400 mm	16.1020.00	16.1030.00	16.1040.00	16.1050.00
639 mm	16.1021.00	16.1031.00	16.1041.00	16.1051.00
900 mm	16.1022.00	16.1032.00	16.1042.00	16.1052.00
1300 mm	16.1023.00	16.1033.00	16.1043.00	16.1053.00



Roller track for feeder for easy conveyance of Euro containers and open storage boxes, including support tray, 2 in a set

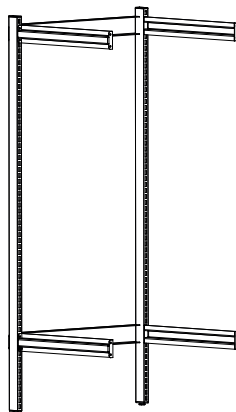
	Standard	ESD
Dim.	Art. no.	Art. no.
639 mm	16.2021.00	16.2021.09
900 mm	16.2022.00	16.2022.09
1300 mm	16.2023.00	16.2023.09



Angle stop for feeder shelf

serves as front stop, galvanised

Art. no.
16.2050.00

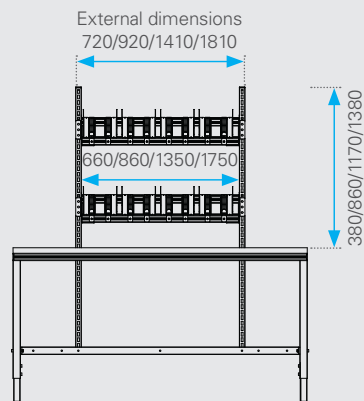


Basic frame for feeder bearing capacity max. 500 kg, including 2 levelling feet

Dim. (wxh)	Art. no.
910 x 720 x 2010 mm	16.0021.00
1410 x 720 x 2010 mm	16.0023.00

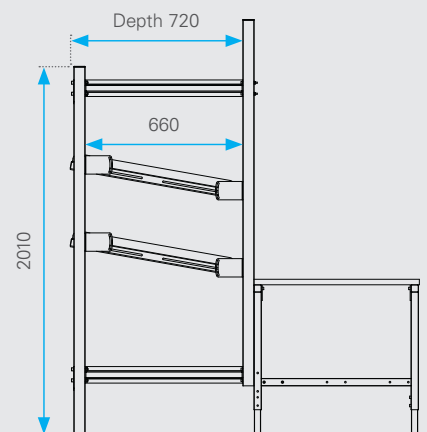
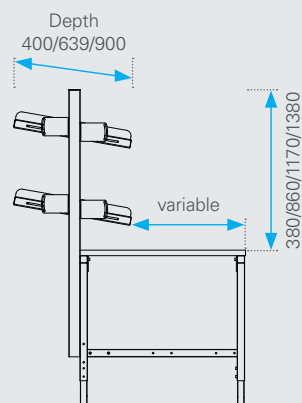
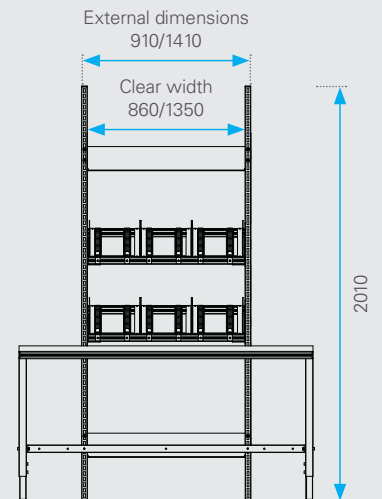
Dimensions of feeder on table (mm):

For description of add-on units, see p. 58.



Dimensions of feeder free-standing (mm):

Can be combined with trolley, see p. 108/109.





0F2_21

Zellen

11'130'311

11'130'311

11'130'311

11130311

11'130'311

WILKIN
ZL&D

Hand
Stapel
Anlage

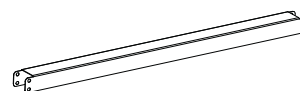
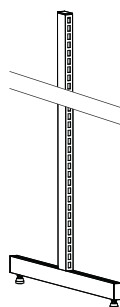


Free-standing add-on units offer a cost-effective alternative to a table. E.g. when the conveyor equipment already exists and you simply want to incorporate a packing process. Different grid widths can be combined with other as needed.



Free-standing add-on units

Free-standing add-on unit



Side section with perforated profile
including 2 levelling feet and fixing anchor

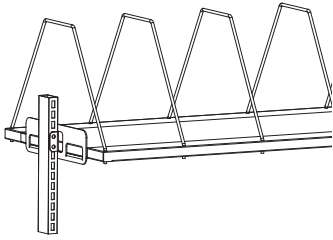
Cross-connector
two items required per field

The side sections with the 60 x 30 mm perforated profile are identical to the perforated profiles sections for the add-on units to the tables. The consistent grid widths 660/860/1040/1350/1750 mm also make it possible to use all components of the ERGO-line workstation system.

Dim.	Art. no.
1090 mm	11.0100.20
1540 mm	11.0145.20
1870 mm	11.0178.20
2080 mm	11.0199.20

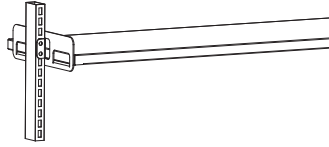
	Basic frame	Ext. frame
Grid width	Art. no.	Art. no.
660 mm	11.2506.11	11.2506.21
860 mm	11.2508.11	11.2508.21
1040 mm	11.2510.11	11.2510.21
1350 mm	11.2513.11	11.2513.21
1750 mm	11.2517.11	11.2517.21

Shelves



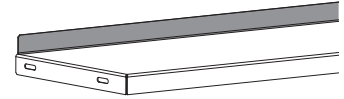
Carton divider shelf incl. divider elements
with heavy bracket, load capacity up to 50 kg

Dim.	Art. no.	div. elements
650 x 590 mm	11.0159.31	4
850 x 590 mm	11.0259.31	5
1040 x 590 mm	11.0359.31	5
1340 x 590 mm	11.0459.31	6
1740 x 590 mm	11.0559.31	8



Shelf with heavy bracket
load capacity up to 50 kg

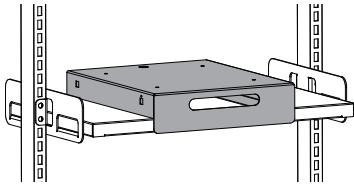
Dim.	Art. no.
650 x 400 mm	11.0140.31
850 x 400 mm	11.0240.31
1040 x 400 mm	11.0340.31
1340 x 400 mm	11.0440.31
1740 x 400 mm	11.0540.31



Back board for shelf
with heavy bracket, 30 mm overlap

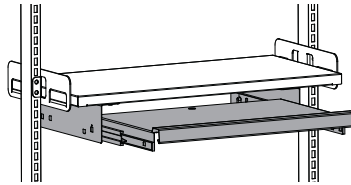
Dim.	Art. no.
650 mm	11.4006.01
850 mm	11.4008.01
1040 mm	11.4010.01
1340 mm	11.4013.01
1740 mm	11.4017.01

EDP accessories



Pull-out shelf 100% extendable
for label printers etc.,
max. bearing capacity 50 kg

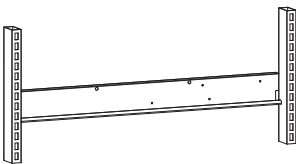
Shelf area (w x d x h)	Art. no.
350 x 408 x 60 mm	10.9040.01



Keyboard pull-out shelf with separate mouse shelf
pivotable, external: 553 x 400 x 110 mm,
100 % extendable

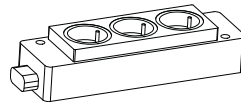
Shelf area (w x d)	Art. no.
520 x 365 mm	10.9029.01

Power accessories



Suspension rail for attaching electrical components
can be attached in 30:30 mm increments

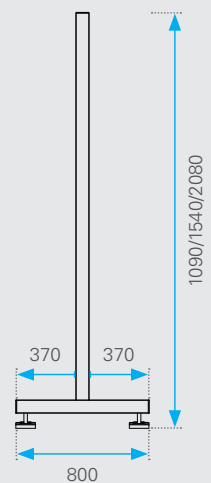
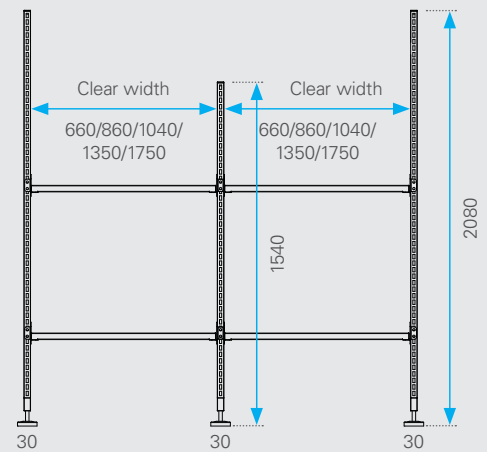
Dim.	Art. no.
660 mm	11.2206.11
860 mm	11.2208.11
1040 mm	11.2210.11



Socket strip
3-way power outlet T13/Schuko, with plug and
socket, Wieland system

	CH	D
Dim. (w x d x h)	Art. no.	Art. no.
200 x 60 x 45 mm	15.2001.00	15.2001.10

Dimensions (mm):

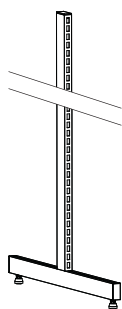


Free-standing add-on units with perforated panel

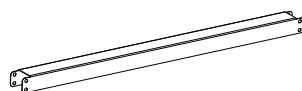
100



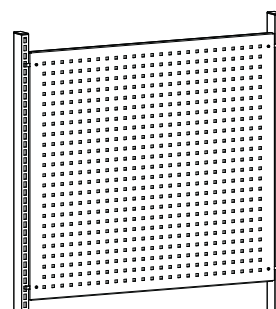
Free-standing add-on unit



Side section with perforated profile
including 2 levelling feet and fixing anchor



Cross-connector
two items required per field



Perforated panel for attaching
tool holders

Dim.	Art. no.
1090 mm	11.0100.20
1540 mm	11.0145.20
1870 mm	11.0178.20
2080 mm	11.0199.20

	Basic frame	Ext. frame
Grid width	Art. no.	Art. no.
660 mm	11.2506.11	11.2506.21
860 mm	11.2508.11	11.2508.21
1040 mm	11.2510.11	11.2510.21
1350 mm	11.2513.11	11.2513.21
1750 mm	11.2517.11	11.2517.21

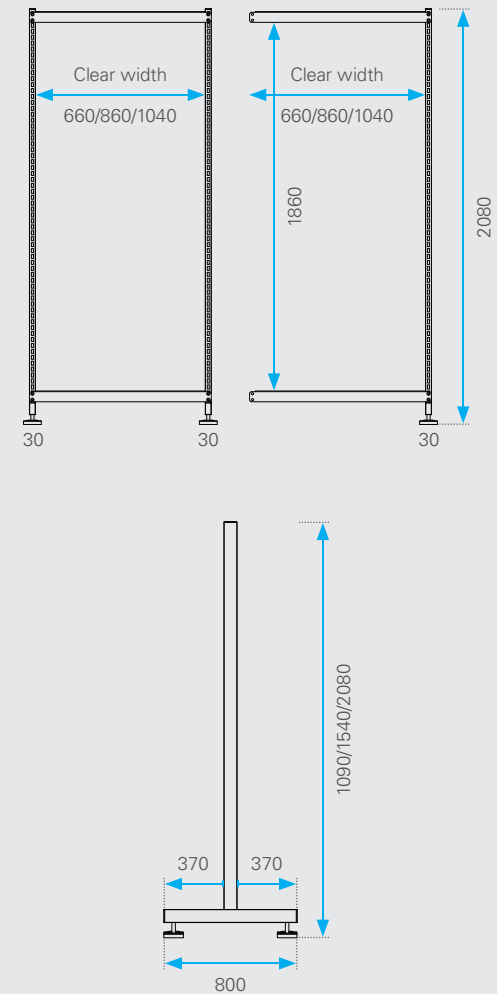
Dim.	Art. no.
660 x 930 mm	11.2016.11
860 x 930 mm	11.2018.11
1040 x 930 mm	11.2020.11

The free-standing add-on units can be used for many different applications. In the version with the perforated panels, we also offer a broad range of hooks and accessories. The self-supporting panels can be used as visual protection or partitions. Different grid widths can be combined with other as needed.

Free-standing add-on units with perforated panel

The side sections with the 60 x 30 mm perforated profile are identical to the perforated profiles sections for the add-on units to the tables. The consistent grid widths 660/860/1040/1350/1750 mm also make it possible to use all components of the ERGO-line workstation system.

Dimensions (mm):



Hook system for perforated panel

102

Hooks



Tool holder with vertical hook end

Dim.	Diameter Ø	Art. no.
35 mm	6 mm	11.8040.01
75 mm	6 mm	11.8040.02
125 mm	6 mm	11.8040.03



Dual tool holder with vertical hook end

Dim.	Diameter Ø	Art. no.
35 mm	6 mm	11.8041.01
50 mm	6 mm	11.8041.02
75 mm	6 mm	11.8041.03
150 mm	6 mm	11.8041.04



Tool holder with oblique hook end

Dim.	Diameter Ø	Art. no.
50 mm	6 mm	11.8042.01
100 mm	6 mm	11.8042.02
150 mm	6 mm	11.8042.03
200 mm	6 mm	11.8042.04



Tool holder with straight spike, single

Dim.	Diameter Ø	Art. no.
50 mm	6 mm	11.8044.01
100 mm	6 mm	11.8044.02
150 mm	6 mm	11.8044.03



Dual tool holder with straight spike

Dim.	Diameter Ø	Art. no.
50 mm	6 mm	11.8045.01
100 mm	6 mm	11.8045.02
150 mm	6 mm	11.8045.03



Oblique hook for spanner sockets and socket wrenches

Dim.	Diameter Ø	Art. no.
14/40 mm	6 mm	11.8046.01



Pipe bracket, also for hoses, cables, etc.

Dim.	Diameter Ø	Art. no.
35 mm	60 mm	11.8047.01
35 mm	100 mm	11.8047.02



Tool clip, single, small base plate

Diameter Ø	Art. no.
6 mm	11.8048.01
10 mm	11.8048.02
13 mm	11.8048.03
16 mm	11.8048.04
19 mm	11.8048.05



Double tool clip

Diameter Ø	Art. no.
6 mm	11.8049.01
10 mm	11.8049.02
13 mm	11.8049.03
16 mm	11.8049.04
19 mm	11.8049.05



Magnetic holder

Diameter Ø	Art. no.
40 mm	11.8050.01



Rounded holder


Dim. (w x d)	Art. no.
65 x 25 mm	11.8051.01



Saw holder (please order in pairs)

For:	Art. no.
4 saws	11.8052.01

Hooks



Tool clip, single, large base plate

Diameter Ø	Art. no.
25 mm	11.8053.01
28 mm	11.8053.02
32 mm	11.8053.03




Pliers holder

Dim. (wxd)	Art. no.
35 x 20 mm	11.8054.01
55 x 20 mm	11.8054.02
75 x 20 mm	11.8054.03




Machine tool holder

Diameter Ø	Art. no.
40 mm	11.8055.01
60 mm	11.8055.02
80 mm	11.8055.03



Base plate for individual solutions

Dim.	Art. no.
small	11.8056.01
large	11.8056.02



Tool holder for self-service packaging

Dim. (wxd)	Art. no.
125 x 30 mm	11.8057.01




Tool holder, six pronged

Dim. (wxd)	Art. no.
140 x 240 mm	11.8058.01




Tool holder, three pronged

Dim. (wxd)	Art. no.
150 x 45 mm	11.8059.01



Cable holder with hook end 50 mm tall

Dim. (wxd)	Art. no.
150 x 37 mm	11.8060.01
200 x 37 mm	11.8060.02



Combination holder, 2 pieces

Dim. (wxd)	Art. no.
150 x 55 mm	11.8061.01




Wrench holder horizontal
for 8 wrenches, depth 150 mm

Dim. (hxd)	Art. no.
50 x 130/60 mm	11.8062.01



Wrench holder vertical
for 10 wrenches, depth 50 mm

Dim. (hxd)	Art. no.
220 x 75/145 mm	11.8063.01




Ring wrench holder vertical
for 10 wrenches, depth 50 mm

Dim. (hxd)	Art. no.
255 x 125/225 mm	11.8064.01

Hook system for perforated panel

104

Hooks



Bit holder, for 7 bits

Dim. (wxd)	Art. no.
150 x 35 mm	11.8065.01



Screwdriver holder

height 40 mm, width 200/390 mm, depth 30 mm

For:	Art. no.
6 pieces	11.8066.01
12 pieces	11.8066.02



Allen key/drill holder (various Ø mm)

height 35 mm, width 200/390 mm, depth 30 mm


For:	Art. no.
14 pieces	11.8067.01
28 pieces	11.8067.02



Allen key holder


for 9 keys Ø 1 – 11 mm

Dim. (wxh)	Art. no.
200 x 50/70 mm	11.8068.01



Socket holder for 12 sockets


Dim. (wxh)	Art. no.
390 x 30 mm	11.8069.01



Can holder

with Ø 70 mm, width 100/300 mm

For:	Art. no.
1 can	11.8070.01
3 cans	11.8070.02



Tool holder for MK-2 and MK-3

height 85 mm, width 395 mm, depth 60 mm

Dim.	Art. no.
MK-2 (15 x Ø 17 mm)	11.8071.01
MK-3 (12 x Ø 23 mm)	11.8071.02




Shelf

Dim. (wxh)	Art. no.
350 x 125 mm	11.8072.01
445 x 150 mm	11.8072.02



Open storage box holder, for boxes 105 mm wide

For:	Length	Art. no.
5 boxes	550 mm	11.8073.01
9 boxes	990 mm	11.8073.02




Open storage box holder, for boxes 102 mm wide

For:	Length	Art. no.
5 boxes	550 mm	11.8074.01
9 boxes	990 mm	11.8074.02



Open storage box holder, single, for box width 102/105 mm

For:	Art. no.
1 box	11.8075.01



Tool holder for custom drilling


Dim. (wxh)	Art. no.
120 x 45 mm	11.8076.01
390 x 45 mm	11.8076.02

Hooks




Hose holder

Dim. (wx d)	Art. no.
230 x 125 mm	11.8077.01



Hanging hooks for perforated panel

Set	Art. no.
10-pieces	11.9022.00
12-pieces	11.9023.00
15-pieces	11.9024.00
18-pieces	11.9025.00
28-pieces	11.9026.00
40-pieces	11.9027.00



Clamping piece holder for round piping
width 55 mm/Ø 19 mm, aluminium colours

Art. no.
11.8078.01



Coil frame with axle diameter of up to 17 mm
width max. 78 mm/Ø 170 mm, aluminium colours

Art. no.
11.8079.01



Holder for cans and bottles
50 x 500 x 80 mm (h x w x d), aluminium colours

For:	Art. no.
8 pieces	11.8080.01



Paper roll holder
core Ø min. 22 mm, max. roll width 295 mm, aluminium colours

Dim. (h x w x d)	Art. no.
120 x 355 x 100 mm	11.8081.01



Tool holder box with wooden board
for custom drilling, mounting: 320 x 135 x 55 mm, aluminium colours

Art. no.
11.8082.01



Storage box
55 x 320 x 135 mm (h x w x d), aluminium colours

Art. no.
11.8083.01



Waste bag holder 2-piece
above 350 x 305 x 130 mm (h x w x d), below 305 x 300 x 120 mm (h x w x d), aluminium colours

Art. no.
11.8084.01

NOTE

The entire range of hooks is not suitable for the ESD area.







Trolley 1



Trolley 2

Trolley in sturdy tubular steel design with 60 x 30 mm profile section. The basic frames are available in three different versions, the accessories are identical to those for the table add-on units (see p. 60). Adjustability of the plugged-in or screwed components is in 30:30 mm increments, as for the add-on units.

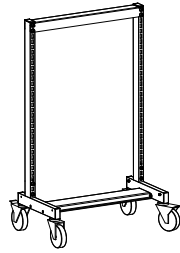
Of course, the basic frames also serve as the basis for your own very individual trolley. Please ask our specialist supplier, we will be happy to advise you.



Trolley 3

Trolleys

The basic trolley comprises 2 side sections, 1 upper and 1 lower cross-connector as well as 1 set of castors. 2 of the 4 castors are equipped with a brake. Special solutions on request.



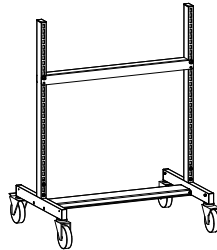
Trolley 1 basic

Trolley with grid width of 660 mm, 4 castors Ø 125 mm, 2 of them with brake

	Standard	ESD
Dim. (wxdxh)	Art. no.	Art. no.
723 x 413 x 1217 mm	12.0112.41	12.0112.49



Customised application



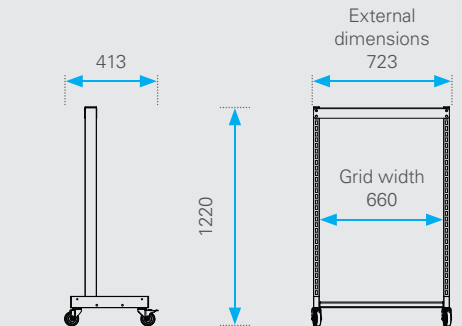
Trolley 2 basic

Trolley with grid width of 860 mm, 1040 mm and 1350 mm, 4 castors Ø 125 mm, 2 of them with brake

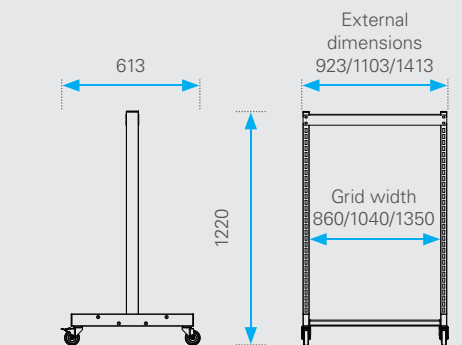
	Standard	ESD
Dim. (wxdxh)	Art. no.	Art. no.
923 x 613 x 1210 mm	12.0212.41	12.0212.49
1103 x 613 x 1210 mm	12.1212.41	12.1212.49
1413 x 613 x 1210 mm	12.2212.41	12.2212.49



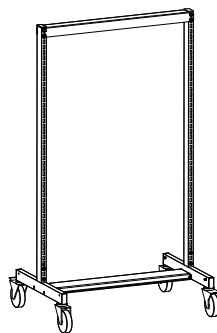
Dimensions (mm):



Trolley 1



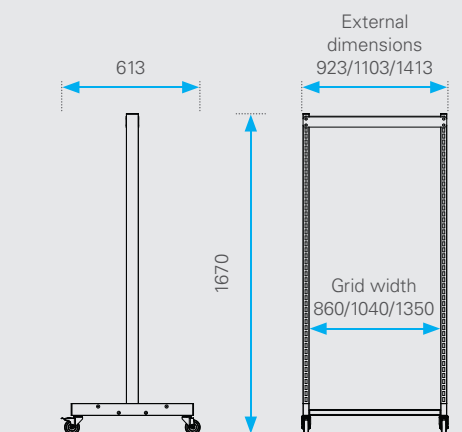
Trolley 2



Trolley 3 basic

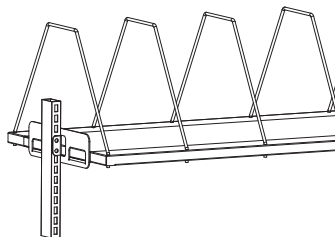
Trolley with grid width of 860 mm, 1040 mm and 1350 mm, 4 castors Ø 125 mm, 2 of them with brake

	Standard	ESD
Dim. (wxdxh)	Art. no.	Art. no.
923 x 613 x 1660 mm	12.0316.41	12.0316.49
1103 x 613 x 1660 mm	12.1316.41	12.1316.49
1413 x 613 x 1660 mm	12.2316.41	12.2316.49



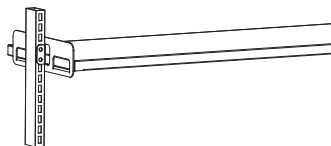
Trolley 3

Shelves



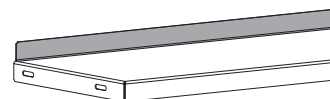
Carton divider shelf incl. divider elements
with heavy bracket, load capacity up to 50 kg

Dim.	Art. no.	div. elements
650 x 590 mm	11.0159.31	4
850 x 590 mm	11.0259.31	5
1040 x 590 mm	11.0359.31	5
1340 x 590 mm	11.0459.31	6
1740 x 590 mm	11.0559.31	8



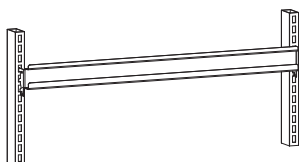
Shelf with heavy bracket
load capacity up to 50 kg

Dim.	Art. no.
650 x 400 mm	11.0140.31
850 x 400 mm	11.0240.31
1040 x 400 mm	11.0340.31
1340 x 400 mm	11.0440.31
1740 x 400 mm	11.0540.31



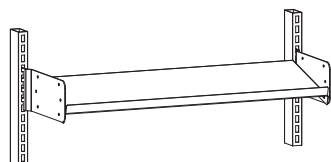
Back board for shelf
with heavy bracket, 30 mm overlap

Dim.	Art. no.
650 mm	11.4006.01
850 mm	11.4008.01
1040 mm	11.4010.01
1340 mm	11.4013.01
1740 mm	11.4017.01



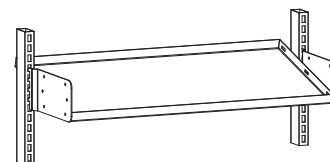
Suspension rail for attaching open storage boxes

Dim.	Art. no.
660 mm	11.2106.11
860 mm	11.2108.11
1040 mm	11.2110.11



Shelf with screwed bracket
tilting angle 0°, 15° and 30°,
load capacity up to 40 kg


Dim.	Art. no.
660 x 270 mm	11.0127.21
860 x 270 mm	11.0227.21
1040 x 270 mm	11.0327.21



Shelf with screwed bracket
tilting angle 0°, 15° and 30°,
load capacity up to 40 kg

Dim.	Art. no.
660 x 400 mm	11.0140.21
860 x 400 mm	11.0240.21
860 x 600 mm	11.0260.21

For details, see p. 69.



Perforated panel for attaching tool holders

Dim.	Art. no.
660 x 370 mm	11.2006.11
860 x 370 mm	11.2008.11
1040 x 370 mm	11.2010.11
1350 x 370 mm	11.2013.11
1750 x 370 mm	11.2017.11





For cutting roll material such as corrugated cardboard, packing paper, PE foam and bubble wrap. Suitable for rolls up to a diameter of 750 mm, a maximum width of 1600 mm and a weight of 150 kg.

Carton divider shelf, shelf, perforated panel and other accessories are compatible with the grid dimensions of the cutting tools. Adjustment steps for plugged-in and screwed components are in 30:30 increments.

Cutting tools



Dispenser movable



Under-table cutting tool



Single cutting tool



Under-table axle support
with rear-table cutting tool



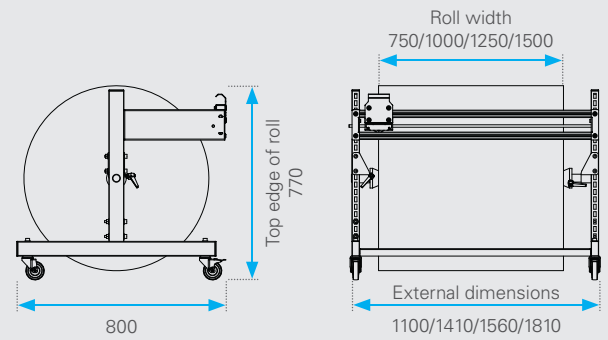
Double cutting tool
with one cutting frame



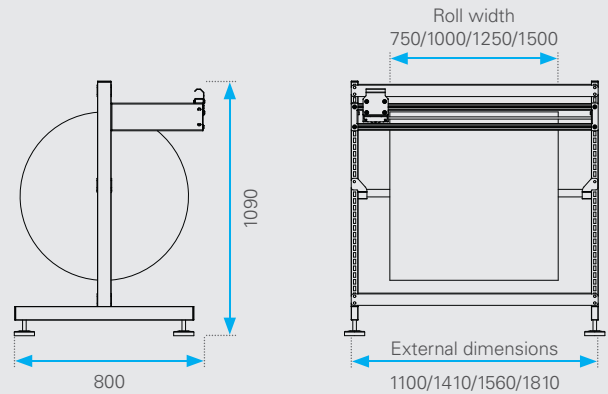
Double cutting tool
with two cutting frames

Dimensions (mm):

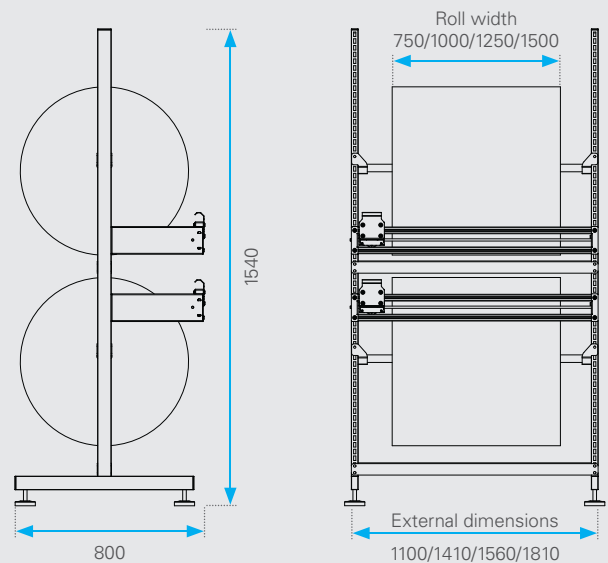
Dispenser movable
Under-table cutting tool



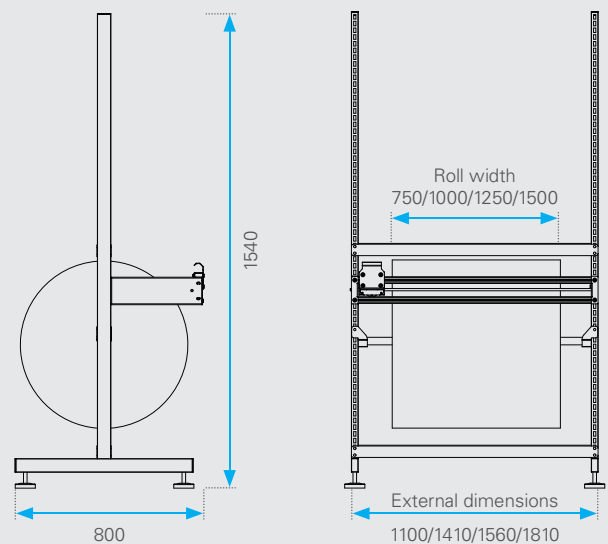
Single cutting tool



Double cutting tool

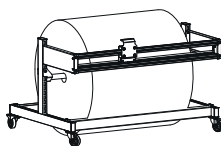


Single cutting tool,
stationary, high
for individual assembly



Customised application

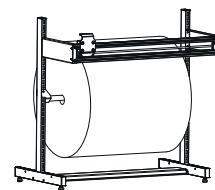
Cutting tools



Under-table cutting tool movable

up to a roll diameter of 750 mm and 150 kg,
4 castors Ø 125 mm, 2 of them with brake

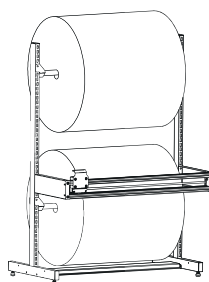
Maximum roll width	Art. no.
750 mm	13.1007.41
1000 mm	13.1010.41
1250 mm	13.1012.41
1500 mm	13.1016.41



Single cutting tool, stationary

up to a roll diameter of 750 mm and 150 kg

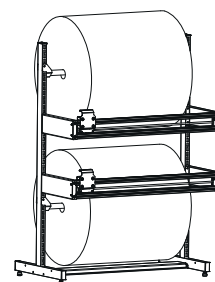
Maximum roll width	Art. no.
750 mm	13.2007.01
1000 mm	13.2010.01
1250 mm	13.2012.01
1500 mm	13.2016.01



Double cutting tool, stationary

with 1 cutting frame up to a roll diameter
of 750 mm and 150 kg

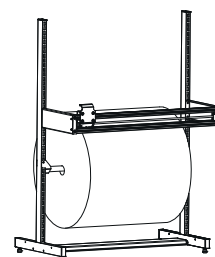
Maximum roll width	Art. no.
750 mm	13.3007.01
1000 mm	13.3010.01
1250 mm	13.3012.01
1500 mm	13.3016.01



Double cutting tool, stationary

with 2 cutting frames up to a roll diameter
of 750 mm and 150 kg

Maximum roll width	Art. no.
750 mm	13.4007.01
1000 mm	13.4010.01
1250 mm	13.4012.01
1500 mm	13.4016.01



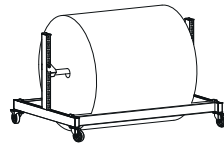
Single cutting tool, stationary, high

for individual assembly with accessories
from p. 60, with 1 cutting frame, axle support
and axle for a roll diameter of 750 mm

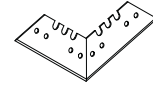
Maximum roll width	Art. no.
750 mm	13.6007.01
1000 mm	13.6010.01
1250 mm	13.6012.01
1500 mm	13.6016.01



Rear-table cutting tool
for ERGO-line table system, depth 150 mm



Dispenser movable
up to a roll diameter of 750 mm and 150 kg,
4 castors Ø 125 mm, 2 of them with brake

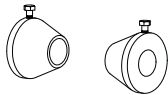


Set of replacement blades
for ERGO-line cutting tool, set of 10 blades

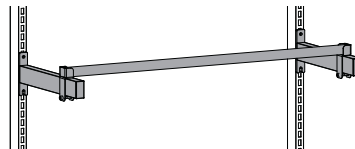
Maximum roll width	Art. no.
750 mm	13.5007.01
1000 mm	13.5010.01
1250 mm	13.5012.01
1500 mm	13.5016.01

Maximum roll width	Art. no.
750 mm	13.0007.41
1000 mm	13.0010.41
1250 mm	13.0012.41
1500 mm	13.0016.41

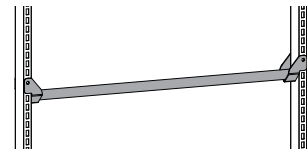
Art. no.
13.9001.00



Cone set
for fixing the rolls to the axle,
has to be ordered separately for each device



Rear-table axle support
comprising one set of cantilever arms,
l = 400 mm, 1 set of bearing shells
infinitely variable, 1 axle Ø 33 mm



Axle support between perforated profile sections
comprising one set of axle supports
and 1 axle Ø 33 mm

Art. no.
13.9020.00

Dim.	Art. no.
660 mm	13.8006.01
860 mm	13.8008.01
1040 mm	13.8010.01
1350 mm	13.8013.01
1750 mm	13.8017.01

Dim.	Art. no.
660 mm	13.7006.01
860 mm	13.7008.01
1040 mm	13.7010.01
1350 mm	13.7013.01
1750 mm	13.7017.01



Castor set for movable cutting tool
comprising 4 castors Ø 125 mm,
2 of them with brake,
raises cutting tool by 160 mm

	Standard	ESD
Dim.	Art. no.	Art. no.
Ø 125 mm	13.0000.40	13.0000.49



Kern Studer GmbH

Gewerbering Süd 12
D – 97359 Schwarzach am Main

Telephone +49 (0) 9324 97860-0

www.ergo-line.de
info@ergo-line.de

Kern Studer AG

Weberrütistrasse 9
CH – 8833 Samstagern

Telephone +41 (0) 44 783 22 77

www.ergo-line.ch
info@ergo-line.ch

Kern Studer SA

Champs-Lovats 21
CH – 1400 Yverdon-les-Bains

Telephone +41 (0) 24 445 66 00

www.ergo-line.ch
info@ergo-line.ch

Please contact us, we will be happy to advise you.

Product overview:

